


Adobe® Audition® CS5.5

Sound your best on Mac OS and Windows



Adobe Audition CS5.5 is available as a stand-alone product or as a component of Adobe Creative Suite® 5.5 Production Premium and Adobe Creative Suite 5.5 Master Collection software.

Production Premium combines:

- Adobe Premiere Pro CS5.5
- Adobe After Effects CS5.5
- Adobe Photoshop® CS5 Extended
- Adobe Illustrator® CS5
- Adobe Flash Catalyst™ CS5.5
- Adobe Flash Professional CS5.5
- Adobe Audition CS5.5
- Adobe OnLocation™ CS5
- Adobe Encore® CS5

Additional components:

- Adobe Dynamic Link
- Adobe Bridge CS5
- Adobe Device Central CS5.5

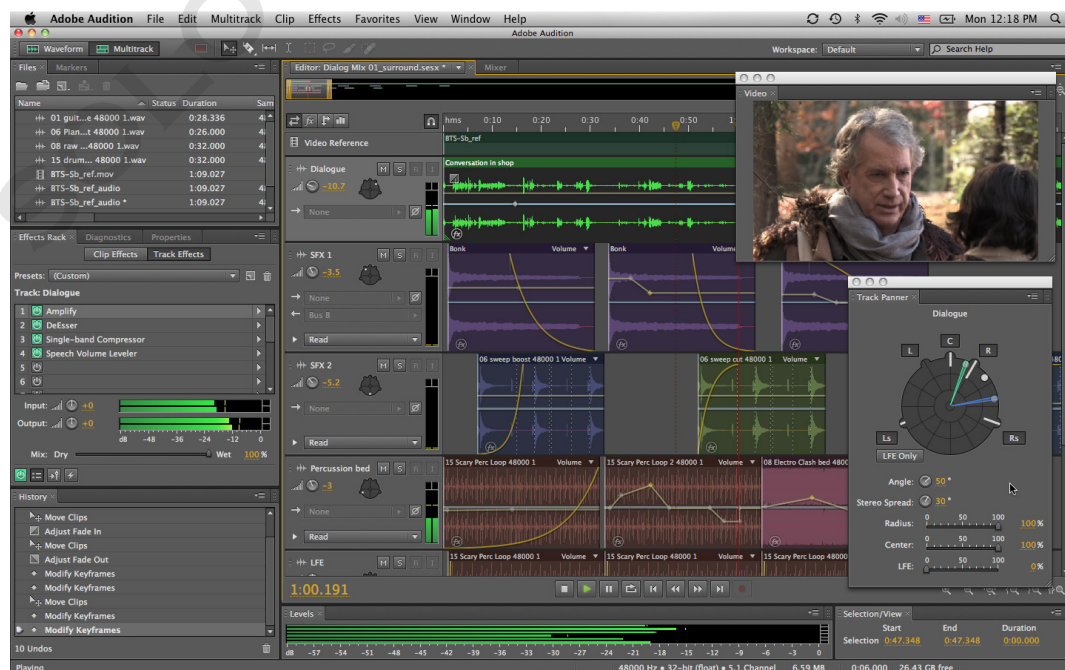
Integrates with Adobe CS Live online services*

Learn about the newest features of CS Live online services, which are complimentary until April 12, 2012. Visit www.adobe.com/go/cslive for details.

Well-known in the industry as the go-to audio tool, Adobe Audition software now brings its audio-for-video multitrack editing environment to the Mac. With best-in-class editing and multitrack mixing tools, powerful sweetening options, and rock-solid performance, Adobe Audition is the digital audio editor that audio and video professionals rely on to handle a wide range of tasks quickly and efficiently.

A completely new high-performance audio playback engine leverages multicore processors to make Adobe Audition CS5.5 a fast and powerful all-in-one editing and mixing environment — and now, for the first time, it's available on Mac OS. Flexible roundtrip editing with Adobe Premiere® Pro software and integration with Adobe Flash® Professional and After Effects® software make Adobe Audition the ideal choice for a wide range of audio production tasks, from formatting a single audio file to creating complex multitrack 5.1 surround soundtracks. Open Media Framework Interchange (OMF) format import and export lets you smoothly transport this audio editing power to other digital audio workstation (DAW) environments such as Avid Pro Tools, and XML Interchange import and export support integrate Adobe Audition into other nonlinear editor (NLE) environments. Adobe Audition CS5.5 makes working on surround sound projects easier than ever with new native 5.1 multichannel file support, multichannel mixing, and the intuitive Track Panner panel. Effects have been updated for application to surround projects, and the new Surround Reverb is particularly useful in multichannel mixes.

Optimized to create soundtracks for rich media, fix audio problems quickly, and integrate smoothly into cross-platform video editing environments, Adobe Audition CS5.5 is more valuable than ever for audio and video editors.



View your entire multitrack soundtrack at once with the resizable Multitrack View in Adobe Audition CS5.5. Drag fade curves directly on individual clips, click to set volume keyframes, apply different colors to individual clips—all within the same edit window. Apply and view multiple effects in the Effects Rack panel, including the new DeHummer, DeEsser, and Speech Volume Leveler, shown here as it evens out production dialogue in the Effects Rack panel. Sweeten and mix multichannel 5.1 surround projects using the new native Track Panner panel and effects optimized for multichannel audio. Take advantage of nondestructive editing with the new History panel.

Top new features

- Native Mac support (Page 2)
- New high-performance playback engine (Page 3)
- Increased workflow flexibility with roundtrip editing and project exchange (Page 3)
- Native multichannel support (5.1 surround) (Page 4)
- New effects and enhanced effects workflows (Page 5)
- Expanded library of royalty-free sound effects (Page 6)
- Broadcast WAV support and simplified XMP metadata panel (Page 6)
- Auto-saved XML file format (Page 6)
- New History panel (Page 7)

With Adobe Audition CS5.5, you can:

Edit precisely and mix projects professionally—now on both Mac OS and Windows. Make sample-accurate edits using the Waveform Editor. In Spectral View, you can visually edit audio with graphics-editing tools similar to those in Adobe Photoshop software. Handle large and complex multitrack projects in Multitrack View. Size tracks individually to keep your entire project in view, or expand just the tracks you're focused on. Edit clip volume, fades, and panning directly in Multitrack View. Automate volume settings. Put the final touch on track levels using the intuitive fader controls in the Mixer.

Create soundtracks easily. Create your own soundtrack by dragging and dropping royalty-free sound effects directly onto multiple tracks, when downloaded using the Resource Central* panel. Mix dialogue, music beds, and sound effects with professional digital effects processing and native 5.1 surround multichannel support.

Fix audio problems fast with superior analysis and noise reduction. Adobe Audition makes it easy to automatically detect and fix common flaws such as hiss, hum, phase problems, crackling, and pops. Match the dialogue volume in a single audio file or across multiple clips. Find and eliminate clipped samples before they cause problems in your mix.

Integrate audio with Adobe Premiere Pro, other NLEs, and popular DAWs. Roundtrip editing makes Adobe Premiere Pro and Adobe Audition CS5.5 the ideal pairing for pro video work. Integration with Adobe After Effects and Flash Professional, as well as reliable project exchange with a range of NLEs and DAWs, lets Adobe Audition CS5.5 integrate smoothly into virtually any video workflow.

Who uses Adobe Audition?

Audio engineers and broadcast editors can use Adobe Audition to record voice-overs, create soundtracks, and enhance audio for broadcast. The Multitrack editor and Mixer provide engineers with a familiar interface they can use to solve audio problems quickly. Even recording and mixing entire multitrack projects from scratch is an easier task with Adobe Audition, with on-clip volume keyframes and fades, and the new modeless Effects Rack.

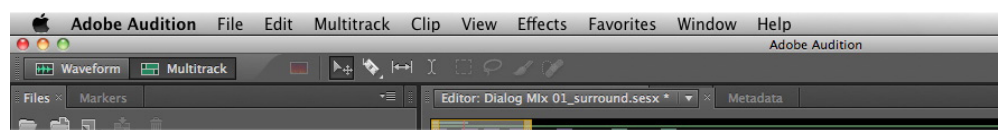
Video editors and other video professionals can use Adobe Audition to create, edit, and enhance audio for video and film productions. With the benefits of a familiar timeline-based interface and roundtrip editing with Adobe Premiere Pro, Adobe Audition makes it easy for video editors to fix problematic production dialogue, do sound design, and polish soundtracks. Clearly labeled restoration effects facilitate typical edits such as removing unwanted noise and matching unequal dialogue volume levels. Production teams exchange Avid Pro Tools sessions with Audition using built-in OMF import and export functions, and share files with other video NLEs with XML Interchange.

Top new features of Adobe Audition CS5.5

Native Mac support


Adobe Audition CS5.5 is designed to make the most of the multicore processing, native audio, and DSP power of Apple Mac computers, as well as to deliver improvements to Windows users. Production teams can take advantage of the powerful audio editing, mixing, sweetening, and restoration tools Adobe Audition offers to video editors, audio engineers, and interactive designers, whether they choose to work on Mac OS or Windows.

Now, the full editing power of Audition is also available on the Mac.



New high-performance playback engine

Completely rebuilt, the new Adobe Audition CS5.5 playback engine dramatically improves responsiveness on projects of all sizes while making it faster to open sessions and files—in many cases up to two and three times faster. Work on multiple multitrack sessions and single file edits simultaneously (see the Edit menu, pictured). Open and import files in the background—even files that need sample rate conversion—while you continue to work on open projects. Get smoother performance when applying multiple effects to multiple tracks. Leverage the power of modern multi-threaded processing to enhance audio-for-video parallel workflows.



Complete your production toolset

Gain a complete video production solution with Adobe Creative Suite 5.5 Production Premium software. Get more creative power at an appealing price. In addition to Adobe Audition CS5.5, Production Premium offers the latest versions of Adobe Premiere Pro, Flash Professional, Flash Catalyst, After Effects, Photoshop Extended, Encore, OnLocation, and Illustrator software.

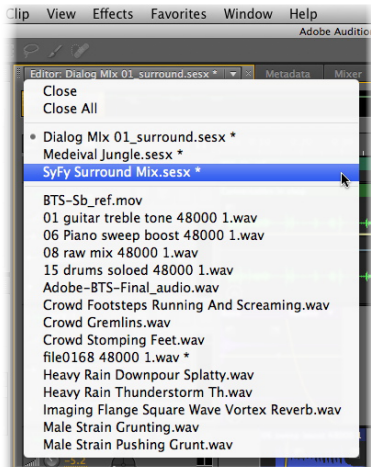
Move up to Production Premium to:

Smoothly integrate audio editing with video. Adobe Premiere Pro integrates smoothly with Adobe Audition, and can import audio directly from Adobe Audition with nondestructive roundtrip editing.

Edit productions faster. Get native 64-bit performance in After Effects and Photoshop Extended, and GPU acceleration in Adobe Premiere Pro and Photoshop Extended. Apply the timesaving benefits of Adobe Audition and Production Premium to Final Cut Pro and Avid Composer workflows through roundtrip integration with Adobe Premiere Pro.

Design interactive experiences. Create engaging interactive media, such as video portfolios, using easy-to-use Flash Catalyst or with the full power of Flash Professional, which features close integration with Audition and other Production Premium components.

For more information, see *Adobe Creative Suite 5.5 Production Premium What's New*.

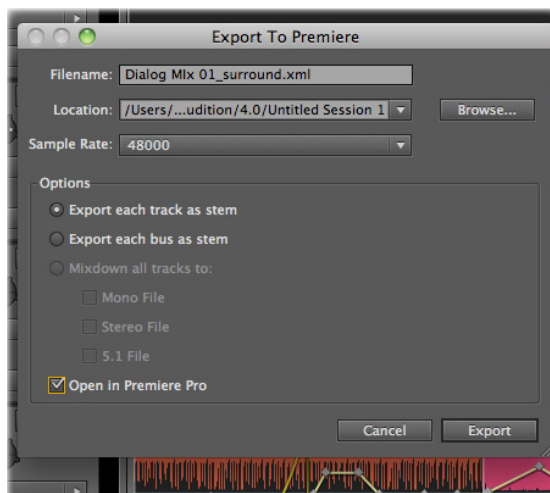


With its new playback engine, Audition CS5.5 can open multiple multitrack session files (seen here in the Edit menu), open files in the background without stopping playback, process effects while playing back a file, play back a clip while making a selection within the file, and execute other speed and file-handling enhancements that will increase your productivity. Bench tests indicate increases of 10% to three times faster in many operations, compared to previous versions of Adobe Audition.

Increased workflow flexibility with roundtrip editing and project exchange

Adobe Audition CS5.5 plays well with others. Video editors using Adobe Premiere Pro can rapidly tap into the audio cleanup and processing tools in Adobe Audition with streamlined roundtrip editing. Edits made to an Adobe Premiere project audio track in Adobe Audition instantly are applied within the original project, saving valuable time in deadline-driven situations. As a cross-platform tool with OMF and XML Interchange compatibility, Adobe Audition can add power and depth to any production environment by saving project files to and importing them from NLEs and DAWs such as Apple Final Cut Pro and Avid Pro Tools.

Whether exporting a single audio clip or an entire sequence from Adobe Premiere Pro to Audition, you can select options that suit your workflow. Among these are the ability to specify the size of the edit area, to choose to edit in sync with a video preview, to render audio effects from a rough mix in Adobe Premiere, and to specify the duration of any audio handles included in the sequence. Additionally, you can include clip volume metadata in the roundtrip export. The net result of all of this is that you can tap into the power of Adobe Audition without losing any of the effort put into creating a rough audio mix in Adobe Premiere Pro—which means you can get better results with less effort in less time.

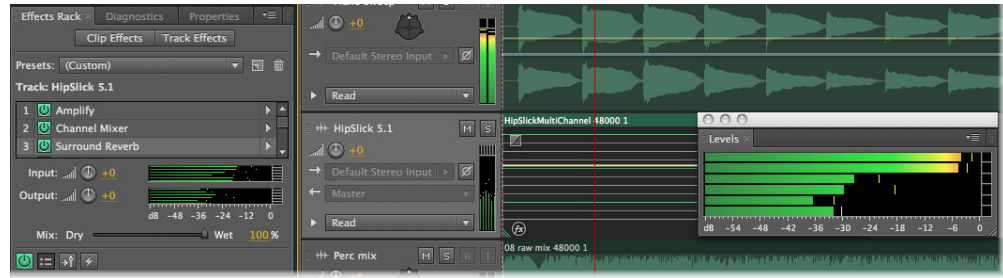


Roundtrip editing with Adobe Premiere Pro streamlines the audio-for-video workflow.

Native multichannel support (5.1 surround)

With native support for multichannel soundtracks, Adobe Audition makes it easy to create entirely new surround sound experiences or put the finishing touches on existing 5.1 projects—and save to a full 5.1 surround master. True 5.1 metering and effects are available on surround tracks and sessions in all modes, including the Multitrack Editor, Waveform Editor, and in the Mixer.

Metering adapts to 5.1 files in all panels, such as the Effects Rack (left), the Track Header (center), and the user-configurable Level Meter (right). The Effects Rack shows effects optimized for multichannel use: Amplify, the Channel Mixer, and the new Surround Reverb.



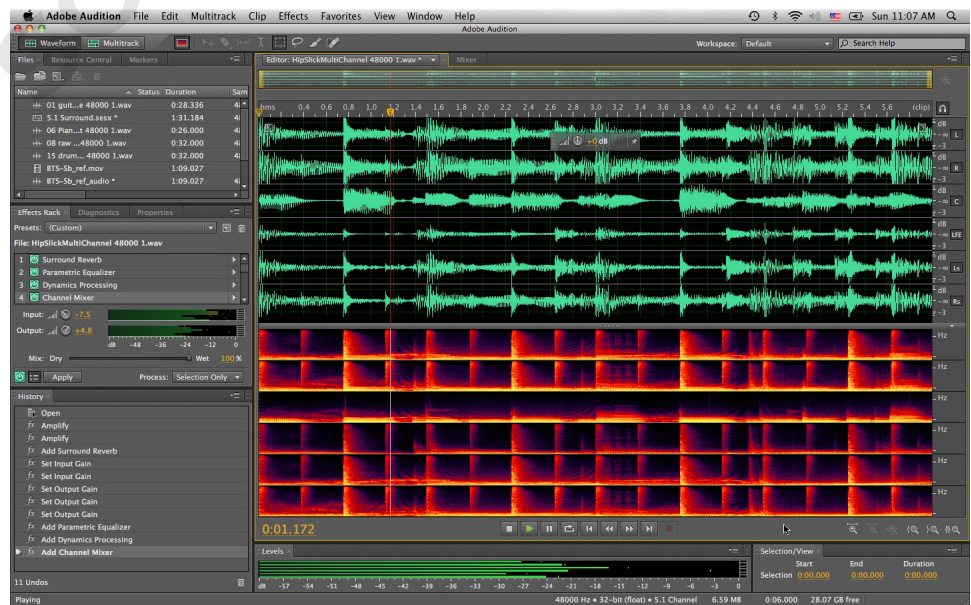
The new Track Panner panel offers parameters that include angle, stereo spread, and radius—you even can isolate and make adjustments to the LFE channel. When a mono or stereo track is routed to a 5.1 output, its pan position is indicated by a 5.1 icon on the Track Header in Multitrack View and on the Channel Strip in the Mixer.

Adobe Audition CS5.5 handles 5.1 audio natively, which means it's easy to create and edit multichannel mixes. The Track Panner panel provides intuitive controls and visual feedback to help you locate sounds precisely in the surround field. Icons on individual track headers (right) and channel strips (far right) clearly display basic surround panning information.



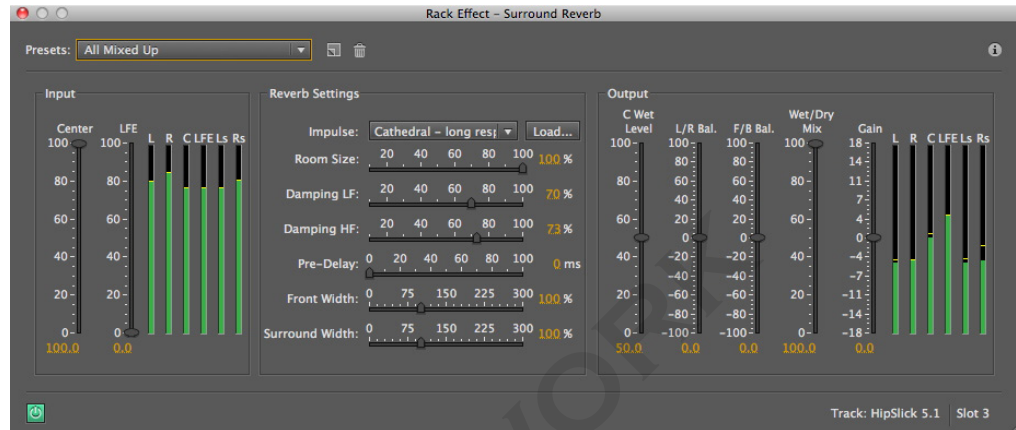
You also can open 5.1 files in the Waveform Editor, where you can make edits to the file overall, or to individual channels—even get deep inside the individual channel waveforms in Spectral Display by toggling the channels you don't want to edit. Apply surround effects such as Surround Reverb and Amplify, diagnostic tools such as the new DeHummer and DeClicker, and analysis tools such as Amplitude Statistics and Frequency Analysis. With the new playback engine in Adobe Audition CS5.5, you can keep working while analysis and diagnostics are performed in the background.

This is a 5.1 file in the Waveform Editor, with the Spectral Display active. When you select surround effects in the Effects Rack, audio levels are displayed with six-channel 5.1 metering, just as the Level Meter displays multichannel levels. Mute individual channels with the Channel Toggle buttons on the right edge of the waveform display to isolate and edit individual channels within a 5.1 file.



New effects and enhanced effects workflows

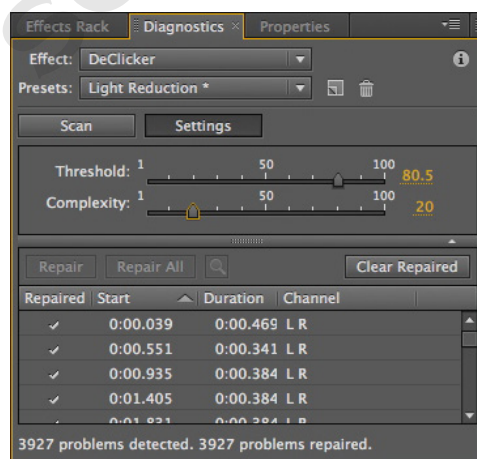
Adobe Audition includes many of the DSP effects you've long relied on, as well as several new ones including a DeHummer, DeEsser, Speech Volume Leveler, and Surround Reverb. The DeHummer lets you locate and remove constant-level noise sources, such as power line hum. The DeEsser removes vocal sibilance from interviews, dialogue, and voice-overs. With a single click, the Speech Volume Leveler quickly matches the volume of different actors recorded at different distances from a single microphone in the same audio clip. The Surround Reverb lets you tailor levels for all channels in 5.1 files, including Center and LFE (Low Frequency Effect) channels, gives you a selection of room impulses, and offers precise control of reverb parameters and output balance controls.



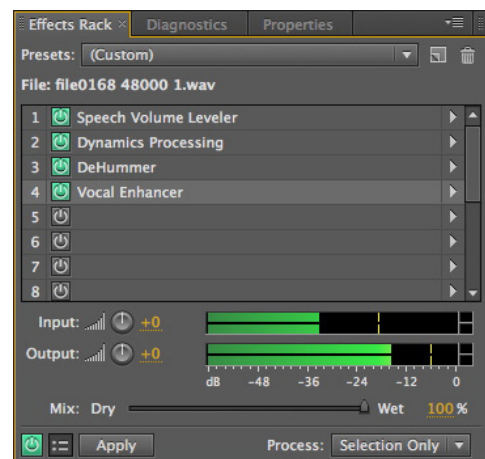
The new Surround Reverb effect offers level control for the Center and LFE channels, a selection of room impulses, precise control of reverb parameters, and convenient output balance controls. New with Audition CS5.5 is the inclusion of effects presets for all effects.

Adobe Audition CS5.5 also supports third-party VST and, on the Mac, Audio Units effects. The new Diagnostics panel offers powerful tools such as the DeClicker, DeClipper, Delete Silence, and the very useful Mark Audio, that automatically adds markers to individual clips according to user-definable level parameters.

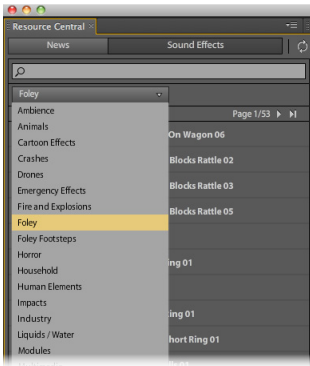
With the power of the new playback engine, you can manipulate effect parameters while making selections and playing back audio—even continue playback while saving a noise print and applying noise reduction. The Effects Rack itself is now modeless, which means you can edit and play back audio while viewing and adjusting the settings for multiple effects simultaneously for clips, tracks, and waveforms. All effects now have presets, which lets you get results without having to spend time trying out parameter adjustments.



The new Diagnostics panel offers DeClicking (shown here displaying the successful results of a declicked file), DeClipping, and the automatic Mark Audio tool—another often-requested feature now incorporated into Audition.



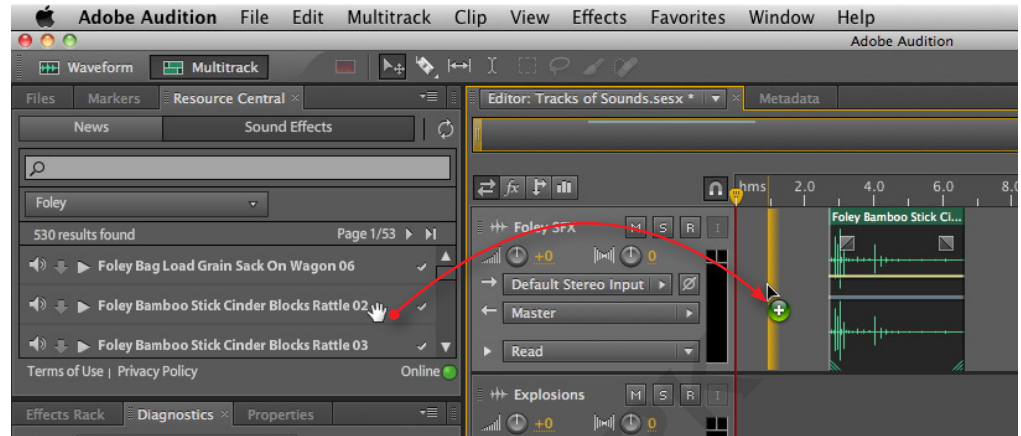
This Effects Rack is shown in Clip View and features the new Speech Volume Leveler, which is shown here equalizing the volume levels of two actors at widely differing distances from a microphone.



Access a wide variety of royalty-free sound effects in Resource Central*. Content is conveniently arranged in clearly labeled categories, such as Cartoon Effects, Crashes, Foley, Liquids/Water, Transportation, and more.

Expanded library of royalty-free music beds and sound effects

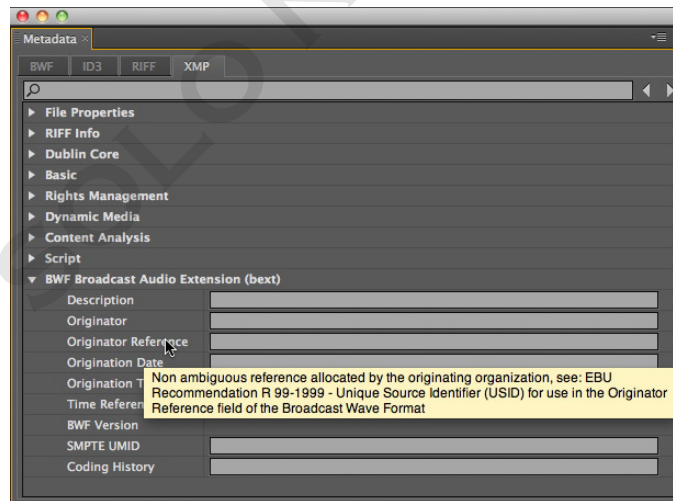
Kick-start your soundtrack with a large selection of royalty-free content. Adobe Audition CS5.5 offers access to more than 10,000 royalty-free sound effects through the Resource Central* panel. Drag and drop sound effects from Resource Central into your multitrack project to customize, combine, edit, and layer them. Combine music and sound effects until your soundtrack sounds exactly the way you want, and it's ready to send back to Adobe Premiere Pro or Flash Professional.



Preview sound effects you've downloaded from Resource Central by clicking the Play icon next to the sound's name. Then drag and drop the effects directly into the desired track in the Multitrack Editor.

Broadcast WAV support and simplified XMP metadata panel

With an XMP-enabled application, meaningful information about a project can be captured during the content creation process, and then embedded within the file for easy retrieval with content management systems. With Adobe Audition CS5.5, you can view and edit XMP metadata using a simplified interface. Support for XMP metadata includes the Broadcast WAV (BWF) schema, enabling automated workflows within Production Premium and other radio and TV production systems.



Audition CS5.5 features a simplified XMP panel that streamlines entry, editing, and management of metadata. Tooltips help ensure that your metadata will match industry standards and guidelines, for maximum compatibility with a wide variety of broadcast systems.

Auto-saved XML file format

Adobe Audition CS5.5 automatically saves your sessions in the robust, flexible, and nondestructive XML format. XML is a human-readable standard for electronically encoding data in documents that can be used to reconstruct a file in the event it becomes corrupted, as well as to facilitate conversion to proprietary formats used by different manufacturers. You also can import Adobe Audition 3 sessions, and then save them as XML. Adobe Audition XML sessions can be opened and edited in Notepad (Windows) or TextEdit (Mac OS), created programmatically from scripts and other tools, and even printed on paper for physical archival.

System requirements

Mac OS

- Multicore Intel® processor
- Mac OS X v10.5.8 or v10.6
- 1GB of RAM; 2GB for HDV and HD playback
- 2GB of available hard-disk space for installation; additional free space required during installation (cannot install on a volume that uses a case-sensitive file system or on removable flash storage devices)
- 1280x800 display with OpenGL 2.0-compatible graphics card
- Core Audio-compatible sound card
- DVD-ROM drive (SuperDrive recommended)
- QuickTime 9 software required for QuickTime features
- Broadband Internet connection required for online services and to validate Subscription Edition (if applicable) on an ongoing basis*

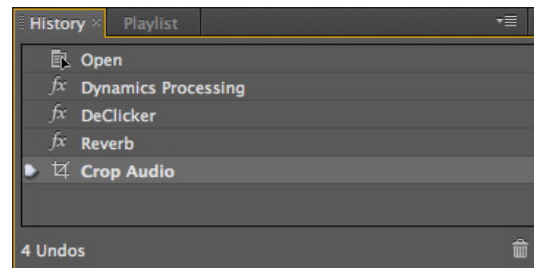
Windows

- Intel® Pentium® 4 or AMD Athlon® 64 processor (Intel Core™ 2 Duo or AMD Phenom™ II recommended)
- Microsoft® Windows® XP with Service Pack 3; Windows Vista® Home Premium, Business, Ultimate, or Enterprise; or Windows 7
- 1GB of RAM; 2GB for HDV and HD playback
- 2GB of available hard-disk space for installation; additional free space required during installation (cannot install on removable flash storage devices)
- 1280x800 display with OpenGL 2.0-compatible graphics card
- Sound card compatible with ASIO protocol or Microsoft WDM/MME
- DVD-ROM drive
- QuickTime 9 software required for QuickTime features
- Broadband Internet connection required for online services and to validate Subscription Edition (if applicable) on an ongoing basis*

For updates to system requirements and more detailed information about video hardware compatibility, visit www.adobe.com/go/audition_systemreqs.

New History panel

Just as you can undo graphic edits you make to a photograph in Adobe Photoshop, you can easily roll back edits you make to waveforms and multitrack mixes to earlier states in the same session in Adobe Audition by using the new History panel. Experiment with signal flow through a series of audio effects, try out different surround mixes, or apply a variety of degrees of noise reduction to a track, with the assurance that you can recall your original settings with a single click in the History panel.



The History panel lets you easily restore earlier states of waveform edits and multitrack mixes.

Are you new to Adobe Audition?

You may not be familiar with many of the unique capabilities Adobe Audition CS5.5 offers. Long considered an indispensable tool of audio engineers, Adobe Audition is well known for its ability to fix nearly any problem with digital audio files, and to do it quickly. Familiar tools for multitrack recording, editing, and mixing are paired with workflow flexibility and performance optimized for the broadcast and video industries. Here are a few of the main reasons Adobe Audition is the go-to tool for audio professionals:

- **Superior audio restoration.** From removing occasional clicks to fixing disastrous digital distortion, trimming silence to removing hiss embedded in a waveform—even making unusable dialogue usable again—Adobe Audition provides audio restoration tools that are second to none.
- **Complete multitrack recording, nondestructive editing, and mixing.** The Multitrack Editor provides an easy-to-configure user interface to create entire multitrack mixes, with click-and-drag level changes, fades, and cross-fades; clip drag-and-duplicate; and individual track sizing to suit the specific project and user.
- **Professional audio effects.** From signal processing such as compression and limiting to convolution reverb, wacky guitar effects, and lo-fi effects, Adobe Audition has a robust selection of audio manipulation tools for creative sound design, and support for VST and Mac Audio Units means you can add more options from third-party developers.
- **Thousands of royalty-free sound effects.** Through the Resource Central* panel, Adobe Audition provides downloadable audio content for drag-and-drop creation of SFX tracks, Foley effects, and more.

About Adobe Systems Incorporated

Adobe is the world's leading provider of software solutions to create, manage, and deliver high-impact, reliable digital content. For more information, visit www.adobe.com.

Expected ship date

Second quarter 2011

For more information

www.adobe.com/audition



Adobe

Adobe Systems Incorporated
345 Park Avenue
San Jose, CA 95110-2704
USA
www.adobe.com

*Adobe online services, including Adobe CS Live Services, are available only to users 13 and older and require agreement to additional terms and Adobe's online privacy policy (available at www.adobe.com/go/terms). Online services are not available in all countries or languages, may require user registration and may be subject to change or discontinuation without notice. Additional fees or subscription charges may apply.

†CS Live services are complimentary until April 12, 2012. See www.adobe.com/go/cslive for more details.

Adobe, the Adobe logo, Adobe Audition, Adobe Premiere, After Effects, Creative Suite, Encore, Flash, Flash Catalyst, Illustrator, OnLocation and Photoshop are either registered trademarks or trademarks of Adobe Systems Incorporated in the United States and/or other countries. AMD Athlon and Phenom are trademarks or registered trademarks of Advanced Micro Devices, Inc. Mac and Mac OS are trademarks of Apple Inc., registered in the United States and other countries. Intel and Pentium are trademarks of Intel Corporation in the U.S. and other countries. Microsoft, Windows, and Windows Vista are either registered trademarks or trademarks of Microsoft Corporation in the United States and/or other countries. All other trademarks are the property of their respective owners.

© 2011 Adobe Systems Incorporated. All rights reserved. 01/11