

Adobe® Illustrator® CS6

Explore new paths with the essential vector tool



Work with precision, speed, and rock-solid stability on large, complex files—powered by the new Adobe Mercury Performance System. A modern interface streamlines daily tasks while you take advantage of new pattern tools, image tracing, and gradients on strokes. Spend less time waiting, more time creating.

A revolutionary overhaul of the underlying performance engine is introduced in Adobe Illustrator CS6 software. The enhancements enabled by this powerful foundation, called the Mercury Performance System, are combined with a fresh, new interface and streamlined versions of your favorite tools.

The new creative features in Illustrator CS6 include a brand new tracing engine. The vectors resulting from Image Trace are cleaner—and with improved shape recognition, paths are much more accurate. Color recognition is also more accurate and a new Image Trace panel features intuitive presets and greatly simplified controls.

A powerful pattern toolset introduces a completely new approach to crafting seamless, repeating vector patterns. On-artboard controls let you create and edit patterns interactively. One-click tiling arrangements let you experiment quickly so you can spend more time being creative and less on planning.

The performance enhancements of the Mercury Performance System are evident in the handling of complex artwork and multiple effects. Along with this new boost to working with your most intricate designs, just about everything feels faster and more responsive—even everyday tasks.



Everything you need, everywhere you work

Buy Illustrator CS6 as a standalone desktop application or as part of an Adobe Creative Cloud™ membership. Adobe Creative Cloud® is a creative hub where you can explore, create, share, and deliver your work using any of the Adobe Creative Suite desktop tools, plus Adobe Muse™ and other new applications. New internet-based services* enable creation of high-impact content experiences for delivery across screens and devices—from interactive websites to stunning digital magazines. Adobe Creative Cloud redefines creativity, offering immediate and ongoing access to industry-defining tools and innovative technologies. Learn more at www.creativecloud.com.

Adobe Creative Cloud includes these valuable tools:

- Adobe Illustrator
- Adobe Photoshop® Extended
- Adobe InDesign®
- Adobe Muse
- Adobe Dreamweaver®
- Adobe Acrobat® Pro
- Adobe After Effects®
- Adobe Premiere® Pro



Nature's Journey by Sabine Reinhart, commissioned in honor of this year's 25th anniversary of Illustrator, is available as a sample file in your Illustrator software.

Top features

- Mercury Performance System (Page 3)
- Pattern creation (Page 5)
- New Image Trace (Page 4)
- Gradients on strokes (Page 6)
- Gaussian Blur enhancement (Page 4)

Efficient, flexible interface:

- Adjustable UI brightness (Page 7)
- True white canvas color (Page 7)
- Dockable hidden tools (Page 7)

Panel enhancements:

- Color panel (Page 8)
- Transform panel (Page 9)
- Type panel (Page 9)
- Control panel (Page 9)
- Transparency panel (Page 8)

With Adobe Illustrator CS6, you can:

Work fast and with rock-solid stability. Handle the most complex artwork with speed and stability. The new Mercury Performance System includes native 64-bit support for Mac OS and Windows* to power tasks that were often impossible, such as opening, saving, and exporting large files, and previewing elaborate designs.

Efficiently drive daily tasks and favorite features. Work more efficiently and intuitively with a modern user interface. Familiar tasks are now streamlined, from inline editing of layer names to a larger, resizable color picker in the Color panel. UI brightness is smoothly adjustable to match other Adobe applications or your personal preference.

Design intuitively and with precise control. Express your vision fully and more easily with refined creative features. Designing and editing seamless patterns, once difficult, is now direct and intuitive. A new image-tracing engine delivers clean, accurate vectors with easy-to-use controls. You can even apply gradients to strokes.

Who uses Illustrator?

Designers working in a variety of media often rely on the vector capabilities of Adobe Illustrator to originate their creative projects. Vector artwork is generally the foundation of design for multiple outputs such as print, websites, interactive projects, and video. So the power of the core drawing tools, advanced type capabilities, and sophisticated effects make Illustrator an essential component of a designer's toolbox.

Print and cross-media designers can now create elaborately detailed artwork more easily, and with fewer file challenges. Designers can work smoothly and confidently with large, complex files in Illustrator CS6, thanks to the new Mercury Performance System. And sophisticated tasks such as pattern creation and image tracing are faster and more intuitive.

Web and interaction designers can take advantage of the power of Illustrator CS6 that enables them to export raster formats with virtually no risk of error. They can work smoothly with complex artwork and effects, thanks to native 64-bit support for both Mac OS and Windows with full utilization of all the RAM on their systems.

Video production artists can get a real boost with Illustrator CS6 because for them, power is the name of the game. Not only can the Mercury Performance System handle the most ambitious vector-for-video projects, but new interface enhancements will be of particular interest to the motion designer. UI brightness is now adjustable to match Adobe After Effects software, Adobe Photoshop software, and other Adobe creative tools.

Top new features of Adobe Illustrator CS6

What is 64 bit?

64 bit generally refers to the processor architecture in your computer that allows for vastly complex and numerous operations per cycle.

True 64-bit support means fully leveraging all of the power of your computer's chips and memory. Illustrator now accesses all the RAM on your system, which reduces out-of-memory errors or the inability to save.

"What used to take half an hour or longer to render, now only takes a few seconds to process with new 64-bit native support in Illustrator CS6."

– Huan Tran, digital artist

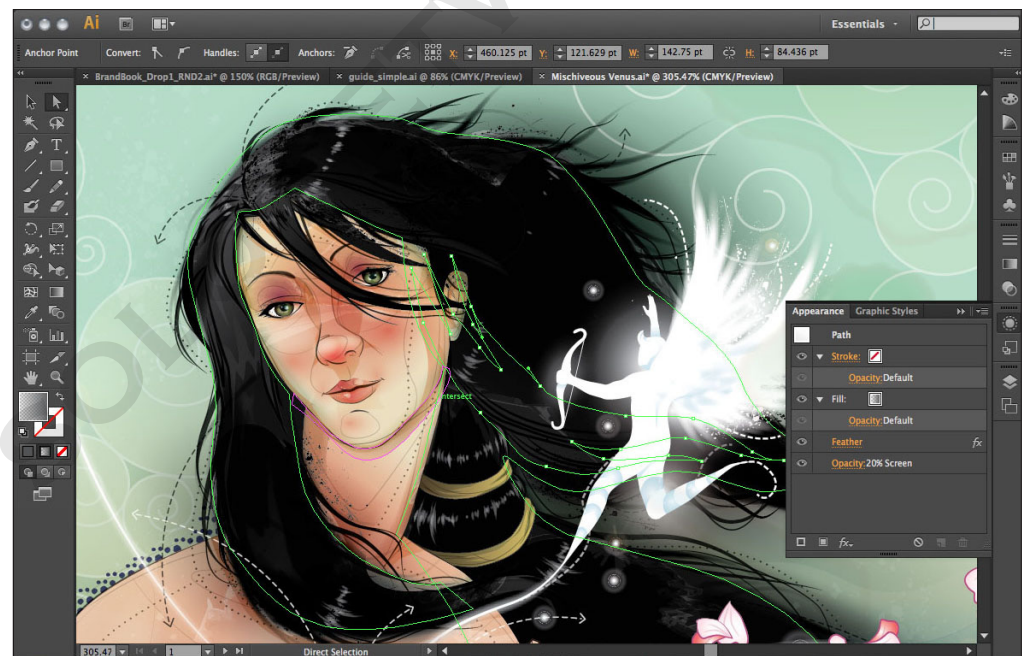
Mercury Performance System

Work with precision, speed, and rock-solid stability on large, complex files due to native 64-bit support on Mac OS and Windows. Full use of all the RAM on your system enhances overall performance optimization and is apparent in many different ways. For example, the *Mischiveous Venus* artwork has hundreds of layers, many with multiple effects applied. In this piece, the background was created by using Pathfinder tools on the texture—in seconds rather than minutes.




Working smoothly with this complex a file would not have been possible prior to the release of CS6. Further, previewing is faster, as is general responsiveness. And with new enhancements to many Illustrator panels, you can work directly with your objects using fewer steps.



Mischiveous Venus by Huan Tran was created in honor of the 25th anniversary of Illustrator and is available as a sample file in your Illustrator software.



This selected object has a transparent gradient, feathering, and a 20% opacity applied to it. Illustrator CS6 handles artwork containing hundreds of such objects without a problem.



Gaussian Blur enhancement

Gaussian Blur and effects such as drop shadows and glows are significantly faster than before, and interaction with the tools is improved. With Gaussian Blur, you can now set blur radius using a slider and preview instantly, directly on the artboard, rather than in an intermediate dialog box.

Interactive preview of blur effects makes working with intricate artwork a breeze.

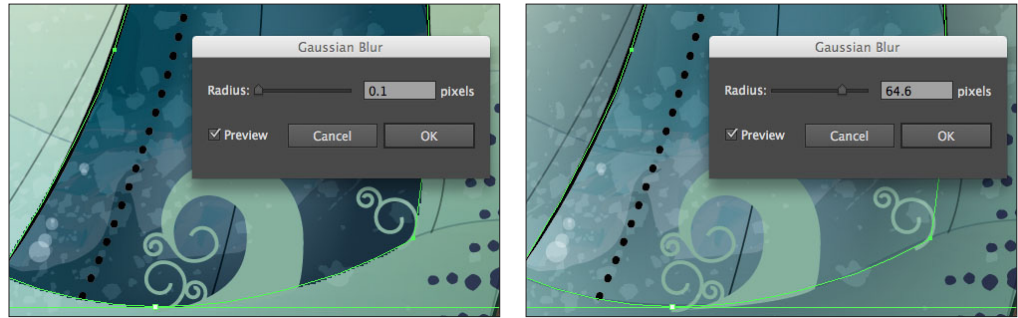


Image Trace

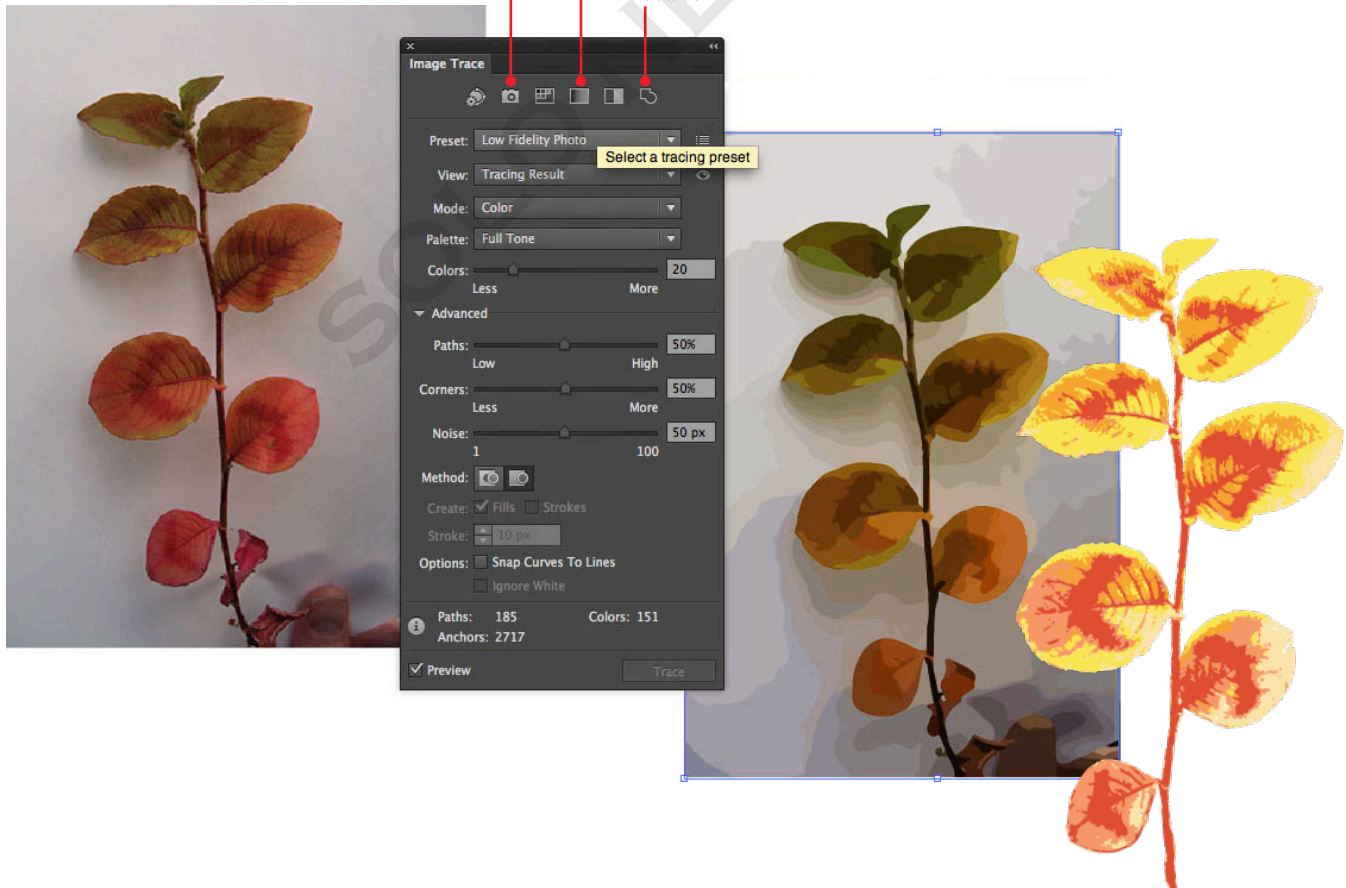
Convert raster images to editable vectors using a completely new tracing engine. With this fresh approach to tracing, you can quickly get premium results with image sensing that automatically applies the most appropriate preset. And you have ultimate control in an Image Trace panel that surfaces options all in one place. Not only is the interface more intuitive and interactive, you get clean lines, accurate fitting, better color recognition, and reliable results thanks to brand new underlying technology.



Use either the context-aware Control panel or the Image Trace panel to quickly apply presets or customize as much as you wish.

High color
Grayscale
Outline

The tracing workspace opens panels most useful for tracing.



Pattern creation

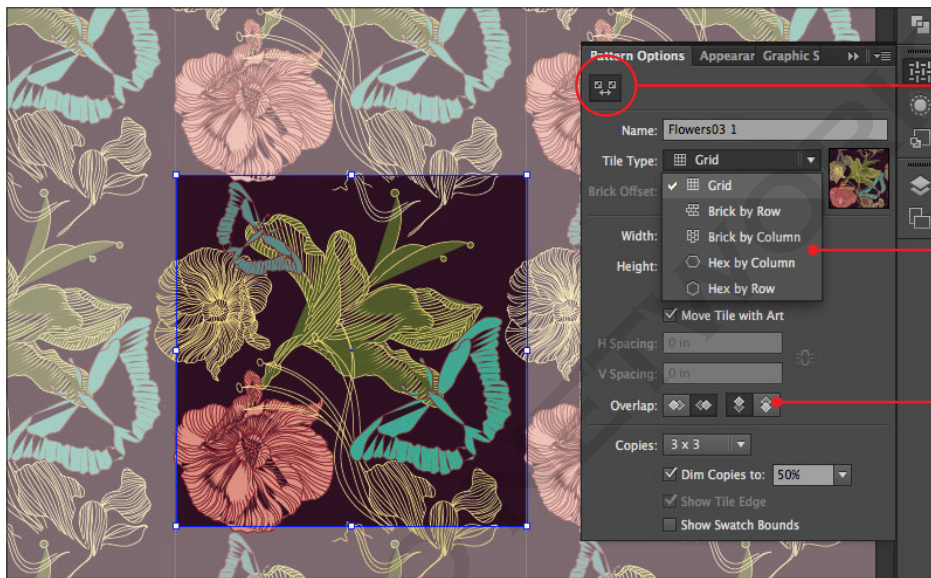
Once so complex that many designers wouldn't touch them or would spend tedious hours getting a needed look, seamlessly tiled patterns are now not only feasible, but creatively fun.

Using a completely new approach, you can experiment freely with different types of repeating tiles and pattern shapes that can be edited at any time.

A new Patterns Options panel provides easy access to controls for maximum creative exploration enhanced by instant previewing.



These patterns are selections from Sabine Reinhart's *Nature's Journey*.



Use the Pattern Tile tool to resize the tile area and adjust tile spacing—right on your artboard.

Quickly change how your tiles are placed, and get entirely different results.

Click to change overlap behavior for ultimate control of repeating elements.




See that newly created patterns are automatically saved as Swatches. You can then quickly apply them using the Appearance panel.

Gradients on strokes


Apply gradients to your strokes—along the length, across the width, or within the stroke itself—all with complete control over placement and opacity.




Looking for Adventure by Yogesh Sharma was created in honor of the 25th anniversary of Illustrator and is available as a sample file in your Illustrator software.



Apply gradient within stroke


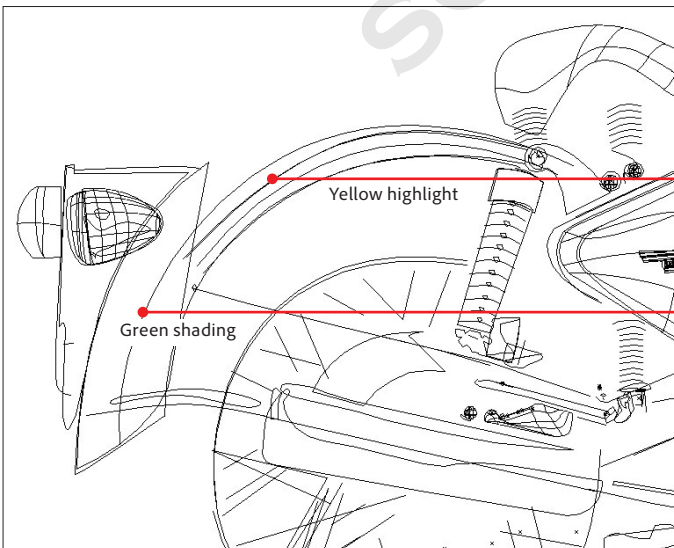


Apply gradient along stroke



Apply gradient across stroke

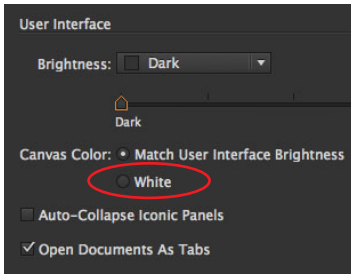
The fender was created by first applying a variable-width profile to the stroke. Then the green shading was achieved by adding a gradient across the width of the stroke. A yellow highlight was added using a gradient along the stroke length.



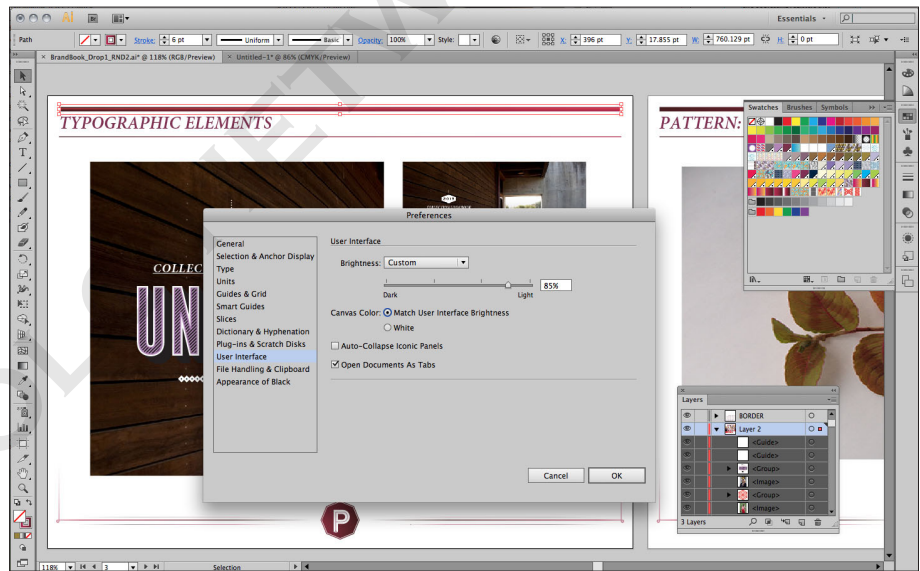
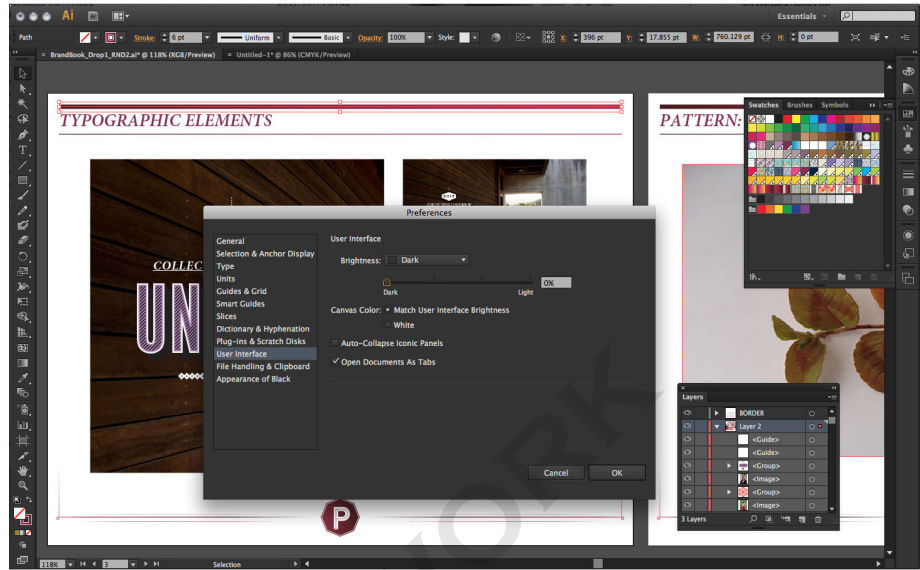
Efficient, flexible interface

Take fewer steps to accomplish daily tasks in a new, streamlined interface that has been completely re-engineered to take advantage of foundational improvements made in Illustrator CS6.

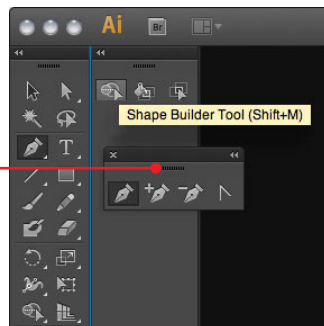
Adjustable UI brightness—New controls in Illustrator Preferences include adjustable UI brightness to keep the focus on your artwork. With smooth, continuous control of the background's gray scale, you can quickly match the look of Adobe tools such as Adobe Photoshop and After Effects.



True white canvas color
Set your Illustrator CS6 workspace canvas to White for fast color sampling when you need to quickly grab a pure white.



Use the Brightness controls to set the right workspace mood for a particular project.

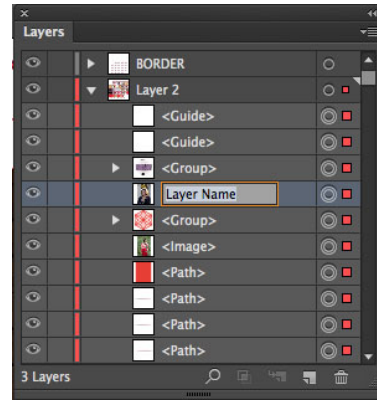


Drag a toolset such as the Pen or Shape Builder tools, and dock as you wish for greatest visibility.

Dockable hidden tools—Tear off and dock tools with more flexibility than ever. Grab the hidden tools in the Shape Builder, and dock them either vertically or horizontally. Find all your frequently used Pen tools quickly within a more efficient workspace.

Panel enhancements

Many of the panels in Illustrator CS6 have been improved so that you can work with your favorite tools more easily and smoothly than ever before. Enjoy inline editing of layer names, precise color sampling, and more.

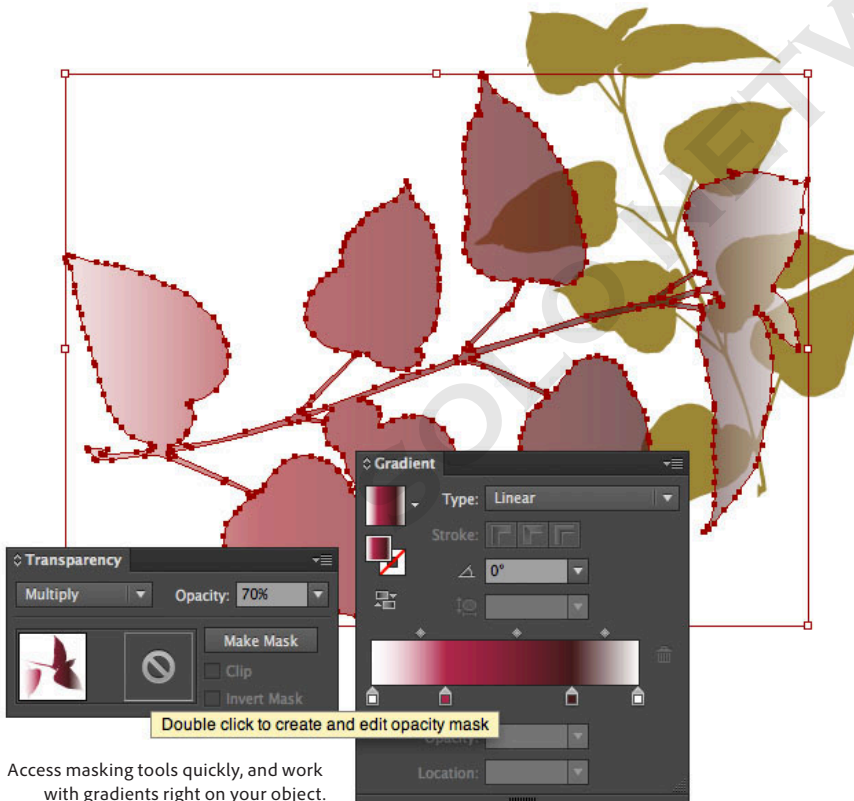


Inline editing in panels

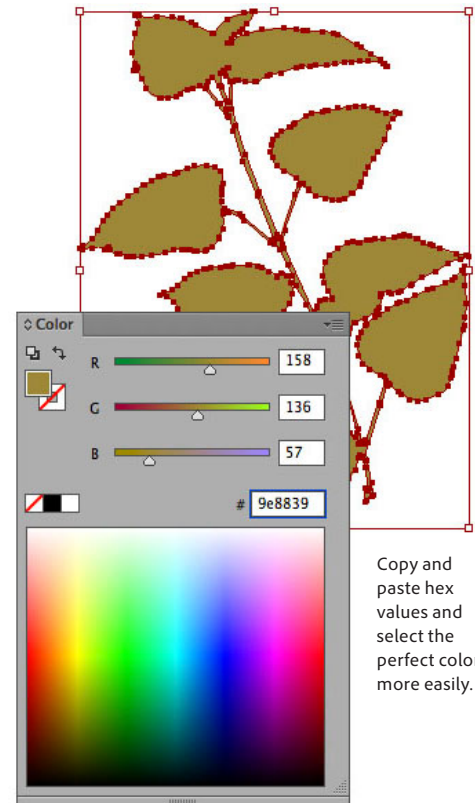
Efficiently edit names in layers, swatches, brushes, artboards, and other panels, now directly in the panels themselves. No more having to work through intermediate dialog boxes.

Transparency panel—Create and work with opacity masks more easily, thanks to a new Make Mask And Release button. Masking functionality is now exposed so masks are fast and intuitive.

Color panel—Sample colors faster and more precisely using an expandable color spectrum in the Color panel. And hex values can now be quickly copied and pasted into other applications.



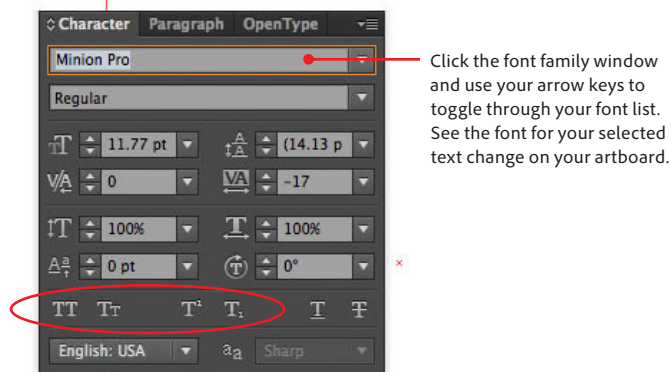
Access masking tools quickly, and work with gradients right on your object.



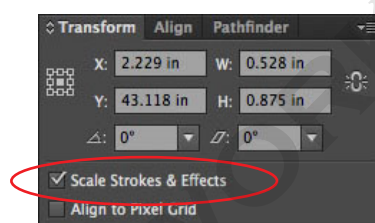
Copy and paste hex values and select the perfect color more easily.

We are a fashion lifestyle brand.
 We believe in honesty, beauty, and diversity.
 We spark your imagination.

Character panel—Use keyboard arrow keys to change fonts in context for selected text. Controls for All Caps, Small Caps, Superscript, and Subscript now appear right in the Character panel.



Transform panel—Quickly access the popular and critical Scale Strokes & Effects option, thanks to its new availability in the Transform panel.



Control panel—As the Control panel adapts to the objects selected, enjoy consistent locations for options such as color, measurement, anchor point controls, clipping masks, envelope distortions, and more. You can quickly find what you need in a more efficient layout that provides access to even more contextual feature options.

Still using Illustrator CS4?

If you're still using Illustrator CS4, upgrading to Illustrator CS6 also gives you the chance to catch up on great features added in Illustrator CS5. By upgrading to Illustrator CS6, you can experience:

- **Perspective drawing.** Use perspective grids to draw shapes and scenes in accurate 1, 2, or 3-point linear perspective. Create the look of realistic depth and distance with snap-to guides to quickly put objects, live text, and symbols into perspective.
- **Beautiful strokes.** Adjust stroke width interactively using new width handles. Precisely position arrowheads and symmetrically align dashes. Control stretch at any point when scaling art brushes on a path, and see how patterns behave beautifully at corners.
- **Bristle Brush.** Paint with vectors that resemble real-world brushstrokes. Control bristle characteristics and paint opacity to achieve the expressiveness of natural media but with the scalability of vectors.
- **Crisp graphics for web and mobile devices.** Create vector objects precisely on the file's pixel grid for delivering pixel-aligned artwork. Generate clean, sharp raster graphics by turning on Align To Pixel Grid and using text anti-aliasing options for individual text frames.
- **Multiple artboards enhancements.** Work on up to 100 artboards of varying sizes in one file, organized and viewed the way you want—overlapping or on a grid. Quickly add, delete, reorder, and name. Save, export, and print artboards independently or together.

System requirements

Mac OS

- Multicore Intel® processor with 64-bit support
- Mac OS X v10.6.8 or v10.7
- 2GB of RAM (8GB recommended)
- 2GB of available hard-disk space for installation; additional free space required during installation (cannot install on a volume that uses a case-sensitive file system or on removable flash storage devices)
- 1024x768 display (1280x800 recommended) with 16-bit video card
- DVD-ROM drive †
- This software will not operate without activation. Broadband Internet connection and registration are required for software activation, validation of subscriptions, and access to online services.* Phone activation is not available.

Windows

- Intel® Pentium® 4 or AMD Athlon® 64 processor
- Microsoft® Windows® XP with Service Pack 3 or Windows 7 with Service Pack 1
- 1GB of RAM (3GB recommended) for 32 bit; 2GB of RAM (8GB recommended) for 64 bit
- 2GB of available hard-disk space for installation; additional free space required during installation (cannot install on removable flash storage devices)
- 1024x768 display (1280x800 recommended) with 16-bit video card
- DVD-ROM drive †
- Some features in Adobe® Bridge rely on a DirectX9-capable graphics card with at least 64MB of VRAM
- This software will not operate without activation. Broadband Internet connection and registration are required for software activation, validation of subscriptions, and access to online services.* Phone activation is not available.

For updates to system requirements, visit www.adobe.com/go/illustrator_systemreqs.

Expected release date

Second quarter 2012

For more information

Product details:

www.adobe.com/illustrator



Adobe Systems Incorporated
345 Park Avenue
San Jose, CA 95110-2704
USA
www.adobe.com

- **Shape Builder tool.** Intuitively combine, edit, and fill shapes directly on your artboard. Drag your cursor across overlapping shapes and paths to create new objects and add color without accessing multiple tools and panels. Quickly unite, exclude, trim, and more.
- **Drawing enhancements.** Work faster with everyday tools. Draw behind, disregarding stacking order. Draw or place an image inside, instantly creating a clipping mask. Join paths with one keystroke, see ruler origins at the upper left, and scale symbols with nine-slice control.
- **Resolution-independent effects.** See raster effects such as drop shadows, blurs, and textures maintain appearance across media. Create work for different types of output knowing that raster effects will look the same no matter how your resolution settings change.

Still using Illustrator CS3?

If you're still using Illustrator CS3, upgrading to Illustrator CS6 also gives you these exciting tools:

- **Multiple artboards.** Create files containing up to 100 artboards of varying sizes and display them any way you want—overlapping, side by side, or stacked. Save, export, and print artboards independently or together. Save a selected range or all artboards as a multipage PDF file.
- **Transparency in gradients.** Define the opacity of any individual color stop in a gradient. Reveal underlying objects and images, and create rich color and texture mixes using multiple layers, knockouts, and cover-up fades.
- **In-panel appearance editing.** Edit object characteristics directly in the Appearance panel, eliminating the need to open fill, stroke, or effects panels. Work with shared attributes and control display for faster rendering.
- **Blob Brush tool.** Sketch with a brush that generates a single clean vector shape, even when strokes overlap. Draw naturally to create a single filled object, using the Blob Brush tool together with the Eraser and Smooth tools.
- **Gradients exposed.** Interact with gradients right on your object. Set gradient angle, position, and elliptical dimensions. Add and edit colors using sliders—all with immediate feedback on the artboard, where you work.
- **Refined graphic styles.** Combine styles for unique effects and increased efficiency, and apply styles without disturbing an object's existing appearance. Enjoy new thumbnail previews and an expanded library of prebuilt styles.
- **Clipping masks demystified.** Work with masks more easily by viewing only the clipped area of your objects during editing. Take advantage of Isolation Mode, and use Edit Clipping Path for even more control.
- **Separations Preview.** Avoid color output surprises such as unexpected spot colors, unwanted overprinting, overprints that don't overprint, white overprinting, and CMYK blacks in text and placed files.

About Adobe Systems Incorporated

Adobe is changing the world through digital experiences. For more information, visit www.adobe.com.

* Internet connection required. Adobe online services, including the Adobe Creative Cloud service, are available only to users 13 and older and require agreement to additional terms and Adobe's online privacy policy. The applications and online services are not available in all countries or languages, may require user registration and may be subject to change or discontinuation without notice. Additional fees or subscription charges may apply.

† Versions of Illustrator sold in Continental Europe require a DVD-ROM drive compatible with dual-layer DVDs.

Adobe, the Adobe logo, Acrobat, Adobe Premiere, After Effects, Creative Cloud, the Creative Cloud logo, Creative Suite, Dreamweaver, Illustrator, InDesign, and Photoshop are either registered trademarks or trademarks of Adobe Systems Incorporated in the United States and/or other countries. AMD Athlon is a trademark or registered trademark of Advanced Micro Devices, Inc. Mac OS is a trademark of Apple, Inc., registered in the U.S. and other countries. Intel and Pentium are trademarks of Intel Corporation in the U.S. and other countries. Microsoft and Windows are either registered trademarks or trademarks of Microsoft Corporation in the United States and/or other countries. All other trademarks are the property of their respective owners.

© 2012 Adobe Systems Incorporated. All rights reserved.