



HP 3600 EI Switch Series



Key features

- Robust switching at the enterprise network edge
- Advanced Layer 3 and multicast routing
- IRF-automated stack and switching fabric setup
- Integrated and distributed security enforcement
- Enterprise-level nonblocking performance

Product overview

The HP 3600 EI Switch Series delivers premium levels of intelligent and resilient performance, security, and reliability for robust switching at the enterprise network edge. The series consists of Layer 3 Fast Ethernet and PoE/PoE+ switches, with advanced features that can accommodate the most demanding applications. Secure, resilient connectivity and the latest traffic-prioritization technologies enhance converged networks. Designed for increased flexibility and scalability, HP 3600 EI series switches come with 24 or 48 10/100 ports, four active SFP-based Gigabit Ethernet ports for stacking and uplinks, and a 24-port 100BASE-FX switch with two or four Gigabit Ethernet SFP slots.

Features and benefits

Quality of Service (QoS)

- **Broadcast control**
allows limitation of broadcast traffic rate to cut down on unwanted network broadcast traffic
- **Advanced classifier-based QoS**
classifies traffic using multiple match criteria based on Layer 2, 3, and 4 information; applies QoS policies such as setting priority level and rate limit to selected traffic on a per-port or per-VLAN basis
- **Powerful QoS feature**
supports the following congestion actions: strict priority (SP) queuing, weighted round robin (WRR), weighted fair queuing (WFQ), and WRED
- **Traffic policing**
supports Committed Access Rate (CAR) and line rate
- **RRPP**
enables ultra high levels of network resiliency, with failover times of less than 50 ms

Management

- **IPv6 management for v2 switches**
future-proofs networking, as the switch is capable of being managed whether the attached network is running IPv4 or IPv6; supports pingv6, tracertv6, Telnetv6, TFTPv6, DNSv6, syslogv6, FTPv6, SNMPv6, DHCPv6, and RADIUS for IPv6
- **Friendly port names**
allow assignment of descriptive names to ports
- **Remote configuration and management**
is available through a secure Web browser or a command-line interface (CLI)
- **Manager and operator privilege levels**
enable read-only (operator) and read/write (manager) access on CLI and Web browser management interfaces
- **Command authorization**
leverages HWTACACS to link a custom list of CLI commands to an individual network administrator's login; also provides an audit trail
- **Secure Web GUI**
provides a secure, easy-to-use graphical interface for configuring the module via HTTPS
- **Multiple configuration files**
can be stored to the flash image
- **Complete session logging**
provides detailed information for problem identification and resolution
- **SNMPv1, v2c, and v3**
facilitate centralized discovery, monitoring, and secure management of networking devices

- **Local and Remote Intelligent Mirroring**
mirrors traffic from a switch port or to a remote switch port anywhere on the network, or mirrors ACL-selected traffic to a local switch port
- **IEEE 802.1AB Link Layer Discovery Protocol (LLDP)**
automated device discovery protocol provides easy mapping of network management applications
- **Management VLAN**
segments traffic to and from management interfaces, including CLI/telnet, a Web browser interface, and SNMP
- **Device Link Detection Protocol (DLDP)**
monitors a cable between two switches and shuts down the ports on both ends if the cable is broken, preventing network problems such as loops
- **Troubleshooting**
ingress and egress port monitoring enable network problem solving; virtual cable tests provide visibility into cable problems
- **sFlow (RFC 3176)**
provides scalable ASIC-based wire-speed network monitoring and accounting with no impact on network performance; this allows network operators to gather a variety of sophisticated network statistics and information for capacity planning and real-time network monitoring purposes
- **Remote Intelligent Mirroring**
mirrors ingress/egress ACL-selected traffic from a switch port or VLAN to a local or remote switch port anywhere on the network

Connectivity

- **Auto-MDIX**
automatically adjusts for straight-through or crossover cables on all 10/100 and 10/100/1000 ports
- **Jumbo packet support**
supports up to 9216-byte frame size to improve the performance of large data transfers
- **Gigabit Ethernet uplinks**
dual-personality ports for either 10/100/1000 or mini-GBIC SFP connectivity for increased connectivity flexibility
- **High-density access**
provides up to 48 fixed 10/100BASE-T PoE or non-PoE ports or 24 SFP 100BASE-X ports in a Layer 2/Layer 3 switch
- **IEEE 802.3af Power over Ethernet (PoE)**
provides up to 15.4 W per port to IEEE 802.3af-compliant PoE-powered devices such as IP phones, wireless access points, and security cameras
- **Ethernet OAM**
provides a Layer 2 link performance and fault detection monitoring tool, which reduces failover and network convergence times
- **IEEE 802.3at Power over Ethernet (PoE+) support**
simplifies deployment and dramatically reduces installation costs by helping to eliminate the time and cost involved in supplying local power at each access point location

Performance

- **Gigabit Ethernet interface**
provides a connection to the network that eliminates the network as a bottleneck
- **Nonblocking performance**
up to 17.6 Gbps nonblocking switching fabric provides wire-speed switching with up to 13.1 million pps throughput
- **Hardware-based wire-speed access control lists**
feature-rich ACL implementation helps ensure high levels of security and ease of administration without impacting network performance

Resiliency and high availability

- **Separate data and control paths**
keeps control separated from services and keeps service processing isolated; increases security and performance
- **External redundant power supply**
provides high reliability
- **Smart link**
allows 50 ms failover between links
- **Spanning Tree/MSTP, RSTP**
provides redundant links while preventing network loops
- **Virtual Router Redundancy Protocol (VRRP)**
allows a group of routers to dynamically back each other up to create highly available routed environments
- **Intelligent Resilient Framework (IRF)**
creates virtual resilient switching fabrics, where two or more switches perform as a single Layer 2 switch and Layer 3 router; switches do not have to be co-located and can be part of a disaster-recovery system; servers or switches can be attached using standard LACP for automatic load balancing and high availability; simplifies network operation by eliminating the complexity of Spanning Tree Protocol, Equal-Cost Multipath (ECMP), or VRRP
- **IEEE 802.3ad Link Aggregation Control Protocol (LACP)**
supports up to 24 trunks, each with 8 links per trunk; supports static or dynamic groups

Manageability

- **RMON (remote monitoring)**
provides advanced monitoring and reporting capabilities for statistics, history, alarms, and events

Layer 2 switching

- **16/32K MAC address table**
provides access to many Layer 2 devices
- **VLAN support and tagging**
support IEEE 802.1Q with 4,094 simultaneous VLAN IDs
- **GARP VLAN Registration Protocol**
allows automatic learning and dynamic assignment of VLANs

- **IEEE 802.1ad QinQ and Selective QinQ**

increase the scalability of an Ethernet network by providing a hierarchical structure; connect multiple LANs on a high-speed campus or metro network

- **Gigabit Ethernet port aggregation**

allows grouping of ports to increase overall data throughput to a remote device

- **Internet Group Management Protocol (IGMP) and Multicast Listener Discovery (MLD) protocol snooping**

effectively control and manage the flooding of multicast packets in a Layer 2 network

Layer 3 services

- **Address Resolution Protocol (ARP)**
determines the MAC address of another IP host in the same subnet
- **Dynamic Host Configuration Protocol (DHCP)**
simplifies the management of large IP networks and supports client and server; DHCP Relay enables DHCP operation across subnets
- **Loopback interface address**
defines an address in Routing Information Protocol (RIP) and OSPF that can always be reachable, improving diagnostic capability
- **User Datagram Protocol (UDP) helper function**
allows UDP broadcasts to be directed across router interfaces to specific IP unicast or subnet broadcast addresses and prevents server spoofing for UDP services such as DHCP
- **Route maps**
provide more control during route redistribution; allow filtering and altering of route metrics

Layer 3 routing

- **IPv4 routing protocols**
support static routes, RIP, OSPF, ISIS, and BGP
- **IPv6 routing protocols for v2 switches**
provide routing of IPv6 at wire speed; support static routes, RIPng, OSPFv3, ISIS for IPv6, and BGP4+ for IPv6
- **IPv6 tunneling**
allows a smooth transition from IPv4 to IPv6 by encapsulating IPv6 traffic over an existing IPv4 infrastructure
- **Equal-Cost Multipath (ECMP)**
enables multiple equal-cost links in a routing environment to increase link redundancy and scale bandwidth
- **PIM-SSM, PIM-DM, and PIM-SM (for IPv4 and IPv6)**
support IP Multicast address management and inhibition of DoS attacks
- **Multicast Source Discovery Protocol (MSDP)**
is used for inter-domain multicast applications, allowing multiple PIM-SM domains to interoperate
- **Bidirectional Forwarding Detection (BFD)**
enables link connectivity monitoring and reduces network convergence time for RIP, OSPF, BGP, IS-IS, VRRP, and IRF

- **IGMPv1, v2, and v3**
allow individual hosts to be registered on a particular VLAN

Security

- **Access control lists (ACLs)**
provides IP Layer 2 to Layer 4 traffic filtering; supports VLAN ACL and port ACL
- **Multiple user authentication methods**
 - **IEEE 802.1X**
is an industry-standard method of user authentication using an IEEE 802.1X supplicant on the client in conjunction with a RADIUS server
 - **Web-based authentication**
similar to IEEE 802.1X, it provides a browser-based environment to authenticate clients that do not support the IEEE 802.1X supplicant
 - **MAC-based authentication**
authenticates the client with the RADIUS server based on the client's MAC address
- **Identity-driven security and access control**
 - **Per-user ACLs**
permits or denies user access to specific network resources based on user identity and time of day, allowing multiple types of users on the same network to access specific network services without risking network security or allowing unauthorized access to sensitive data
 - **Automatic VLAN assignment**
automatically assigns users to the appropriate VLAN based on their identities
- **Secure management access**
securely encrypts all access methods (CLI, GUI, or MIB) through SSHv2, SSL, and/or SNMPv3
- **Secure FTP**
allows secure file transfer to and from the switch; protects against unwanted file downloads or unauthorized copying of a switch configuration file
- **Guest VLAN**
similar to IEEE 802.1X, it provides a browser-based environment to authenticated clients
- **Endpoint Admission Defense (EAD)**
provides security policies to users accessing a network
- **Port security**
allows access only to specified MAC addresses, which can be learned or specified by the administrator
- **Port isolation**
secures and adds privacy, and prevents malicious attackers from obtaining user information
- **ICMP throttling**
defeats ICMP denial-of-service attacks by enabling any switch port to automatically throttle ICMP traffic
- **STP BPDU port protection**
blocks Bridge Protocol Data Units (BPDUs) on ports that do not require BPDUs, preventing forged BPDU attacks
- **STP Root Guard**
protects the root bridge from malicious attacks or configuration mistakes
- **DHCP protection**
blocks DHCP packets from unauthorized DHCP servers, preventing denial-of-service attacks
- **Dynamic ARP protection**
blocks ARP broadcasts from unauthorized hosts, preventing eavesdropping or theft of network data
- **IP Source Guard**
helps prevent IP spoofing attacks
- **RADIUS/HWTACACS**
eases switch management security administration by using a password authentication server
- **Multiple Customer Edge (MCE)**
facilitates MPLS VPN network integration with support for up to 63 VPNs

Convergence

- **IEEE 802.1AB Link Layer Discovery Protocol (LLDP)**
is an automated device discovery protocol that provides easy mapping of network management applications
- **LLDP-MED**
is a standard extension that automatically configures network devices, including LLDP-capable IP phones
- **LLDP-CDP compatibility**
receives and recognizes CDP packets from Cisco's IP phones for seamless interoperation
- **PoE allocations**
support multiple methods (automatic, IEEE 802.3af class, LLDP-MED, or user specified) to allocate PoE power for more efficient energy savings
- **Voice VLAN**
automatically assigns VLAN and priority for IP phones, simplifying network configuration and maintenance
- **IP multicast snooping and data-driven IGMP**
automatically prevent flooding of IP multicast traffic
- **Protocol Independent Multicast (PIM)**
is used for multicast applications; supports PIM Dense Mode (PIM-DM) and Sparse Mode (PIM-SM)
- **Multicast Source Discovery Protocol (MSDP)**
is used for inter-domain multicast applications, allowing multiple PIM-SM domains to interoperate
- **Multicast VLAN**
allows multiple VLANs to receive the same multicast traffic, reducing network bandwidth demand by eliminating multiple streams to each VLAN

Device support

- **Cisco prestandard PoE support**
detects and provides power to Cisco's prestandard PoE devices such as wireless LAN access points and IP phones

Additional information

- **Green initiative support**
provides support for RoHS and WEEE regulations
- **Green IT and power**
uses the latest advances in silicon development and shuts off unused ports to improve power efficiency

Warranty and support

- **Lifetime warranty**
for as long as you own the product with advance replacement and next-business-day delivery (available in most countries)†
- **Electronic and telephone support**
limited electronic and telephone support is available from HP; to reach our support centers, refer to **www.hp.com/networking/contact-support**; for details on the duration of support provided with your product purchase, refer to **www.hp.com/networking/warrantysummary**
- **Software releases**
to find software for your product, refer to **www.hp.com/networking/support**; for details on the software releases available with your product purchase, refer to **www.hp.com/networking/warrantysummary**

†HP warranty includes repair or replacement of hardware for as long as you own the product, with next business day advance replacement (available in most countries). The disk drive included with HP AllianceOne Advanced Services and Services zL Modules, HP Threat Management Services zL Module, HP AllianceOne Extended zL Module with Riverbed Steelhead, HP MSM765zL Mobility Controller and HP Survivable Branch Communication zL Module powered by Microsoft Lync has a five-year hardware warranty. For details, refer to the Software license and hardware warranty statements at **www.hp.com/networking/warranty**.

HP 3600 EI Switch Series

Specifications

			
	HP 3600-24-SFP EI Switch (JD334A)	HP 3600-24-PoE+ v2 EI Switch (JG301A)	HP 3600-24 v2 EI Switch (JG299A)
Ports	24 SFP 100 Mbps ports 2 SFP 1000 Mbps ports 2 RJ-45 autosensing 10/100/1000 ports (IEEE 802.3 Type 10BASE-T, IEEE 802.3u Type 100BASE-TX, IEEE 802.3ab Type 1000BASE-T); Media Type: Auto-MDIX; Duplex: 10BASE-T/100BASE-TX: half or full; 1000BASE-T: full only 1 RJ-45 serial console port	24 RJ-45 autosensing 10/100 PoE+ ports (IEEE 802.3 Type 10BASE-T, IEEE 802.3u Type 100BASE-TX, IEEE 802.3at PoE+); Duplex: half or full 4 SFP 1000 Mbps ports 2 dual-personality 10/100/1000 ports (IEEE 802.3 Type 10BASE-T, IEEE 802.3u Type 100BASE-TX, IEEE 802.3ab Type 1000BASE-T) 1 RJ-45 serial console port	24 RJ-45 autosensing 10/100 ports (IEEE 802.3 Type 10BASE-T, IEEE 802.3u Type 100BASE-TX); Duplex: half or full 4 SFP 1000 Mbps ports 2 dual-personality 10/100/1000 ports (IEEE 802.3 Type 10BASE-T, IEEE 802.3u Type 100BASE-TX, IEEE 802.3ab Type 1000BASE-T) 1 RJ-45 serial console port
Physical characteristics	17.32(w) x 10.24(d) x 1.72(h) in (44 x 26 x 4.36 cm) (1U height) Weight: 7.72 lb (3.5 kg)	17.32(w) x 16.54(d) x 1.72(h) in (43.99 x 42.01 x 4.37 cm) (1U height) Weight: 22.05 lb (10 kg)	17.32(w) x 10.24(d) x 1.72(h) in (43.99 x 26.01 x 4.37 cm) (1U height) Weight: 11.02 lb (5 kg)
Memory and processor	64 MB SDRAM, 16 MB flash; packet buffer size: 32 MB	256 MB SDRAM, 128 MB flash; packet buffer size: 2 MB	256 MB SDRAM, 128 MB flash; packet buffer size: 2 MB
Mounting	Mounts in an EIA-standard 19 in. telco rack or equipment cabinet (hardware included)	Mounts in an EIA-standard 19 in. telco rack or equipment cabinet (hardware included)	Mounts in an EIA-standard 19 in. telco rack or equipment cabinet (hardware included)
Performance			
Latency	< 10 µs		
100 Mb Latency		< 6 µs	< 6 µs
1000 Mb Latency		< 5 µs	< 5 µs
Throughput	9.5 million pps	9.5 million pps	9.5 million pps
Routing/Switching capacity	12.8 Gbps	12.8 Gbps	12.8 Gbps
Routing table size	8448 entries	12000 entries	12000 entries
MAC address table size		32000 entries	32000 entries
Environment			
Operating temperature	32°F to 113°F (0°C to 45°C)	32°F to 122°F (0°C to 50°C)	32°F to 122°F (0°C to 50°C)
Operating relative humidity	10% to 90%, noncondensing	5% to 95%, noncondensing	5% to 95%, noncondensing
Nonoperating/Storage temperature	-40°F to 158°F (-40°C to 70°C)	-40°F to 158°F (-40°C to 70°C)	-40°F to 158°F (-40°C to 70°C)
Nonoperating/Storage relative humidity	5% to 95%, noncondensing	5% to 95%, noncondensing	5% to 95%, noncondensing
Acoustic	Power: 51.3 dB	Low-speed fan: 44.7 dB, High-speed fan: 53.8 dB	Low-speed fan: 42.8 dB, High-speed fan: 49.9 dB
Electrical characteristics			
Maximum heat dissipation	222 BTU/hr (234.21 kJ/hr)	143 BTU/hr (150.86 kJ/hr)	106 BTU/hr (111.83 kJ/hr)
Voltage	100-240 VAC	100-240 VAC	100-240 VAC
DC voltage	-48 to -60 VDC	-52 to -55 VDC	-48 to -60 VDC
Maximum power rating	65 W	795 W	31 W
PoE power		720 W	
Frequency	50/60 Hz	50/60 Hz	50/60 Hz
Notes	Maximum power rating and maximum heat dissipation are the worst-case theoretical maximum numbers provided for planning the infrastructure with fully loaded PoE (if equipped), 100% traffic, all ports plugged in, and all modules populated.	Maximum power rating and maximum heat dissipation are the worst-case theoretical maximum numbers provided for planning the infrastructure with fully loaded PoE (if equipped), 100% traffic, all ports plugged in, and all modules populated. PoE power is the power supplied by the internal power supply. It is dependent on the type and quantity of power supplies and may be supplemented with the use of an external power supply (EPS). With AC input, the maximum power consumption is 465 W; PoE is 370 W. With DC input, the maximum power consumption is 795 W; PoE is 720 W.	Maximum power rating and maximum heat dissipation are the worst-case theoretical maximum numbers provided for planning the infrastructure with fully loaded PoE (if equipped), 100% traffic, all ports plugged in, and all modules populated.
Safety	UL 60950-1; EN 60825-1 Safety of Laser Products-Part 1; EN 60825-2 Safety of Laser Products-Part 2; IEC 60950-1; CAN/CSA-C22.2 No. 60950-1; EN 60950-1/A11; FDA 21 CFR Subchapter J; ROHS Compliance	UL 60950-1; EN 60825-1 Safety of Laser Products-Part 1; EN 60825-2 Safety of Laser Products-Part 2; IEC 60950-1; CAN/CSA-C22.2 No. 60950-1; EN 60950-1/A11; FDA 21 CFR Subchapter J; ROHS Compliance	UL 60950-1; EN 60825-1 Safety of Laser Products-Part 1; EN 60825-2 Safety of Laser Products-Part 2; IEC 60950-1; CAN/CSA-C22.2 No. 60950-1; EN 60950-1/A11; FDA 21 CFR Subchapter J; ROHS Compliance

HP 3600 EI Switch Series

Specifications (continued)

	HP 3600-24-SFP EI Switch (JD334A)	HP 3600-24-PoE+ v2 EI Switch (JG301A)	HP 3600-24 v2 EI Switch (JG299A)
Emissions	FCC part 15 Class A; VCCI Class A; EN 55022 Class A; CISPR 22 Class A; ICES-003 Class A; ANSI C63.4 2003; ETSI EN 300 386 V1.3.3; AS/NZS CISPR22 Class A; EN 61000-3-2; EN 61000-3-3; EN 61000-4-2; EN 61000-4-3; EN 61000-4-4; EN 61000-4-5; EN 61000-4-6; EN 61000-4-11; EN 61000-3-2:2006; EN 61000-3-3:1995 +A1:2001+A2:2005; EMC Directive 2004/108/EC; FCC (CFR 47, Part 15) Class A	FCC part 15 Class A; VCCI Class A; EN 55022 Class A; CISPR 22 Class A; ICES-003 Class A; ANSI C63.4 2003; ETSI EN 300 386 V1.3.3; AS/NZS CISPR22 Class A; EN 61000-3-2; EN 61000-3-3; EN 61000-4-2; EN 61000-4-3; EN 61000-4-4; EN 61000-4-5; EN 61000-4-6; EN 61000-4-11; EN 61000-3-2:2006; EN 61000-3-3:1995 +A1:2001+A2:2005; EMC Directive 2004/108/EC; FCC (CFR 47, Part 15) Class A	FCC part 15 Class A; VCCI Class A; EN 55022 Class A; CISPR 22 Class A; ICES-003 Class A; ANSI C63.4 2003; ETSI EN 300 386 V1.3.3; AS/NZS CISPR22 Class A; EN 61000-3-2; EN 61000-3-3; EN 61000-4-2; EN 61000-4-3; EN 61000-4-4; EN 61000-4-5; EN 61000-4-6; EN 61000-4-11; EN 61000-3-2:2006; EN 61000-3-3:1995 +A1:2001+A2:2005; EMC Directive 2004/108/EC; FCC (CFR 47, Part 15) Class A
Management	IMC - Intelligent Management Center; command-line interface; Web browser; SNMP Manager	IMC - Intelligent Management Center; command-line interface; Web browser; SNMP Manager	IMC - Intelligent Management Center; command-line interface; Web browser; SNMP Manager
Services	<p>3-year, 4-hour onsite, 13x5 coverage for hardware (UV822E)</p> <p>3-year, 4-hour onsite, 24x7 coverage for hardware (UV825E)</p> <p>3-year, 4-hour onsite, 24x7 coverage for hardware, 24x7 SW phone support and SW updates (UV828E)</p> <p>3-year, 24x7 SW phone support, software updates (UV831E)</p> <p>1-year, post-warranty, 4-hour onsite, 13x5 coverage for hardware (HR589E)</p> <p>1-year, post-warranty, 4-hour onsite, 24x7 coverage for hardware (HR590E)</p> <p>1-year, post-warranty, 4-hour onsite, 24x7 coverage for hardware, 24x7 software phone support (HR591E)</p> <p>Installation with minimum configuration, system-based pricing (UX116E)</p> <p>Installation with HP-provided configuration, system-based pricing (UX117E)</p> <p>4-year, 4-hour onsite, 13x5 coverage for hardware (UV823E)</p> <p>4-year, 4-hour onsite, 24x7 coverage for hardware (UV826E)</p> <p>4-year, 4-hour onsite, 24x7 coverage for hardware, 24x7 software phone (UV829E)</p> <p>4-year, 24x7 SW phone support, software updates (UV832E)</p> <p>5-year, 4-hour onsite, 13x5 coverage for hardware (UV824E)</p> <p>5-year, 4-hour onsite, 24x7 coverage for hardware (UV827E)</p> <p>5-year, 4-hour onsite, 24x7 coverage for hardware, 24x7 software phone (UV830E)</p> <p>5-year, 24x7 SW phone support, software updates (UV833E)</p> <p>3 Yr 6 hr Call-to-Repair Onsite (UW431E)</p> <p>4 Yr 6 hr Call-to-Repair Onsite (UW432E)</p> <p>5 Yr 6 hr Call-to-Repair Onsite (UW433E)</p> <p>1-year, 6 hour Call-To-Repair Onsite for hardware (HR593E)</p> <p>1-year, 24x7 software phone support, software updates (HR592E)</p> <p>1-year, 24x7 software phone support, software updates + Next Business Day Hardware Exchange (HS690E)</p> <p>1-year, 24x7 software phone support, software updates + 4 hour hardware exchange (HS691E)</p> <p>3-year, 24x7 software phone support, software updates + Next Business Day Hardware Exchange (HS692E)</p> <p>3-year, 24x7 software phone support, software updates + 4 hour Hardware Exchange (HS693E)</p> <p>4-year, 24x7 software phone support, software updates + Next Business Day Hardware Exchange (HS694E)</p>	<p>3-year, 4-hour onsite, 13x5 coverage for hardware (UV822E)</p> <p>3-year, 4-hour onsite, 24x7 coverage for hardware (UV825E)</p> <p>3-year, 4-hour onsite, 24x7 coverage for hardware, 24x7 SW phone support and SW updates (UV828E)</p> <p>3-year, 24x7 SW phone support, software updates (UV831E)</p> <p>1-year, post-warranty, 4-hour onsite, 13x5 coverage for hardware (HR589E)</p> <p>1-year, post-warranty, 4-hour onsite, 24x7 coverage for hardware (HR590E)</p> <p>1-year, post-warranty, 4-hour onsite, 24x7 coverage for hardware, 24x7 software phone support (HR591E)</p> <p>4-year, 4-hour onsite, 13x5 coverage for hardware (UV823E)</p> <p>4-year, 4-hour onsite, 24x7 coverage for hardware (UV826E)</p> <p>4-year, 4-hour onsite, 24x7 coverage for hardware, 24x7 software phone (UV829E)</p> <p>4-year, 24x7 SW phone support, software updates (UV832E)</p> <p>5-year, 4-hour onsite, 13x5 coverage for hardware (UV824E)</p> <p>5-year, 4-hour onsite, 24x7 coverage for hardware (UV827E)</p> <p>5-year, 4-hour onsite, 24x7 coverage for hardware, 24x7 software phone (UV830E)</p> <p>5-year, 24x7 SW phone support, software updates (UV833E)</p> <p>3 Yr 6 hr Call-to-Repair Onsite (UW431E)</p> <p>4 Yr 6 hr Call-to-Repair Onsite (UW432E)</p> <p>5 Yr 6 hr Call-to-Repair Onsite (UW433E)</p> <p>1-year, 6 hour Call-To-Repair Onsite for hardware (HR593E)</p> <p>1-year, 24x7 software phone support, software updates (HR592E)</p> <p>1-year, 24x7 software phone support, software updates + Next Business Day Hardware Exchange (HS690E)</p> <p>1-year, 24x7 software phone support, software updates + 4 hour hardware exchange (HS691E)</p> <p>3-year, 24x7 software phone support, software updates + Next Business Day Hardware Exchange (HS692E)</p> <p>3-year, 24x7 software phone support, software updates + 4 hour Hardware Exchange (HS693E)</p> <p>4-year, 24x7 software phone support, software updates + Next Business Day Hardware Exchange (HS694E)</p>	<p>3-year, 4-hour onsite, 13x5 coverage for hardware (UV822E)</p> <p>3-year, 4-hour onsite, 24x7 coverage for hardware (UV825E)</p> <p>3-year, 4-hour onsite, 24x7 coverage for hardware, 24x7 SW phone support and SW updates (UV828E)</p> <p>3-year, 24x7 SW phone support, software updates (UV831E)</p> <p>1-year, post-warranty, 4-hour onsite, 13x5 coverage for hardware (HR589E)</p> <p>1-year, post-warranty, 4-hour onsite, 24x7 coverage for hardware (HR590E)</p> <p>1-year, post-warranty, 4-hour onsite, 24x7 coverage for hardware, 24x7 software phone support (HR591E)</p> <p>4-year, 4-hour onsite, 13x5 coverage for hardware (UV823E)</p> <p>4-year, 4-hour onsite, 24x7 coverage for hardware (UV826E)</p> <p>4-year, 4-hour onsite, 24x7 coverage for hardware, 24x7 software phone (UV829E)</p> <p>4-year, 24x7 SW phone support, software updates (UV832E)</p> <p>5-year, 4-hour onsite, 13x5 coverage for hardware (UV824E)</p> <p>5-year, 4-hour onsite, 24x7 coverage for hardware (UV827E)</p> <p>5-year, 4-hour onsite, 24x7 coverage for hardware, 24x7 software phone (UV830E)</p> <p>5-year, 24x7 SW phone support, software updates (UV833E)</p> <p>3 Yr 6 hr Call-to-Repair Onsite (UW431E)</p> <p>4 Yr 6 hr Call-to-Repair Onsite (UW432E)</p> <p>5 Yr 6 hr Call-to-Repair Onsite (UW433E)</p> <p>1-year, 6 hour Call-To-Repair Onsite for hardware (HR593E)</p> <p>1-year, 24x7 software phone support, software updates (HR592E)</p> <p>1-year, 24x7 software phone support, software updates + Next Business Day Hardware Exchange (HS690E)</p> <p>1-year, 24x7 software phone support, software updates + 4 hour hardware exchange (HS691E)</p> <p>3-year, 24x7 software phone support, software updates + Next Business Day Hardware Exchange (HS692E)</p> <p>3-year, 24x7 software phone support, software updates + 4 hour Hardware Exchange (HS693E)</p> <p>4-year, 24x7 software phone support, software updates + Next Business Day Hardware Exchange (HS694E)</p>

HP 3600 EI Switch Series

Specifications (continued)

HP 3600-24-SFP EI Switch (JD334A)	HP 3600-24-PoE+ v2 EI Switch (JG301A)	HP 3600-24 v2 EI Switch (JG299A)
<p>3-year, 24x7 software phone support, software updates + 4 hour Hardware Exchange (HS693E)</p> <p>4-year, 24x7 software phone support, software updates + Next Business Day Hardware Exchange (HS694E)</p> <p>4-year, 24x7 software phone support, software updates + 4 hour Hardware Exchange (HS695E)</p> <p>5-year, 24x7 software phone support, software updates + Next Business Day Hardware Exchange (HS696E)</p> <p>5-year, 24x7 software phone support, software updates + 4 hour Hardware Exchange (HS697E)</p> <p>Refer to the HP website at www.hp.com/networking/services for details on the service-level descriptions and product numbers. For details about services and response times in your area, please contact your local HP sales office.</p>	<p>4-year, 24x7 software phone support, software updates + 4 hour Hardware Exchange (HS695E)</p> <p>5-year, 24x7 software phone support, software updates + Next Business Day Hardware Exchange (HS696E)</p> <p>5-year, 24x7 software phone support, software updates + 4 hour Hardware Exchange (HS697E)</p> <p>Refer to the HP website at www.hp.com/networking/services for details on the service-level descriptions and product numbers. For details about services and response times in your area, please contact your local HP sales office.</p>	<p>4-year, 24x7 software phone support, software updates + 4 hour Hardware Exchange (HS695E)</p> <p>5-year, 24x7 software phone support, software updates + Next Business Day Hardware Exchange (HS696E)</p> <p>5-year, 24x7 software phone support, software updates + 4 hour Hardware Exchange (HS697E)</p> <p>Refer to the HP website at www.hp.com/networking/services for details on the service-level descriptions and product numbers. For details about services and response times in your area, please contact your local HP sales office.</p>




HP 3600 EI Switch Series

Specifications (continued)

	HP 3600-24-SFP EI Switch (JD334A)	HP 3600-24-PoE+ v2 EI Switch (JG301A)	HP 3600-24 v2 EI Switch (JG299A)
Standards and protocols (applies to all products in series)	Device management RFC 1157 SNMPv1/v2c RFC 1901-1907 SNMPv2c, SMIv2 and Revised MIB-II RFC 2573 (SNMPv3 Applications) RFC 2578-2580 SMIv2 RFC 2819 (RMON groups Alarm, Event, History and Statistics only) RFC 3410 (Management Framework) RFC 3416 (SNMP Protocol Operations v2) RFC 3417 (SNMP Transport Mappings) HTML and telnet management Multiple Configuration Files SNMP v3 and RMON RFC support SSHv1/SSHv2 Secure Shell General protocols IEEE 802.1ad Q-in-Q IEEE 802.1D MAC Bridges IEEE 802.1p Priority IEEE 802.1Q VLANs IEEE 802.1s (MSTP) IEEE 802.1v VLAN classification by Protocol and Port IEEE 802.1w Rapid Reconfiguration of Spanning Tree IEEE 802.1X PAE IEEE 802.3 Type 10BASE-T IEEE 802.3ab 1000BASE-T IEEE 802.3ad Link Aggregation Control Protocol (LACP) IEEE 802.3af Power over Ethernet IEEE 802.3i 10BASE-T IEEE 802.3u 100BASE-X IEEE 802.3x Flow Control IEEE 802.3z 1000BASE-X RFC 768 UDP RFC 783 TFTP Protocol (revision 2) RFC 791 IP RFC 792 ICMP RFC 793 TCP RFC 826 ARP RFC 1058 RIPv1 RFC 1213 Management Information Base for Network Management of TCP/IP-based internets RFC 1812 IPv4 Routing RFC 2131 DHCP RFC 2236 IGMP Snooping RFC 2338 VRRP RFC 2453 RIPv2 RFC 2644 Directed Broadcast Control RFC 2665 Definitions of Managed Objects for the Ethernet-like Interface Types RFC 3410 Applicability Statements for SNMP RFC 3414 User-based Security Model (USM) for version 3 of the Simple Network Management Protocol (SNMPv3) RFC 3415 View-based Access Control Model (VACM) for the Simple Network Management Protocol (SNMP) RFC 3416 Protocol Operations for SNMP RFC 3417 Transport Mappings for the Simple Network Management Protocol (SNMP) IP multicast RFC 1112 IGMP RFC 2236 IGMPv2	RFC 2362 PIM Sparse Mode RFC 3618 Multicast Source Discovery Protocol (MSDP) RFC 3973 PIM Dense Mode IPv6 RFC 1881 IPv6 Address Allocation Management RFC 1887 IPv6 Unicast Address Allocation Architecture RFC 1981 IPv6 Path MTU Discovery RFC 2080 RIPng for IPv6 RFC 2373 IPv6 Addressing Architecture RFC 2375 IPv6 Multicast Address Assignments RFC 2460 IPv6 Specification RFC 2461 IPv6 Neighbor Discovery RFC 2462 IPv6 Stateless Address Auto-configuration RFC 2463 ICMPv6 RFC 2464 Transmission of IPv6 over Ethernet Networks RFC 2475 IPv6 DiffServ Architecture RFC 2710 Multicast Listener Discovery (MLD) for IPv6 RFC 2740 OSPFv3 for IPv6 RFC 2893 Transition Mechanisms for IPv6 Hosts and Routers RFC 2925 Definitions of Managed Objects for Remote Ping, Traceroute, and Lookup Operations (Ping only) RFC 2925 Remote Operations MIB (Ping only) RFC 3056 Connection of IPv6 Domains via IPv4 Clouds RFC 3162 RADIUS and IPv6 RFC 3306 Unicast-Prefix-based IPv6 Multicast Addresses RFC 3307 IPv6 Multicast Address Allocation RFC 3315 DHCPv6 (client and relay) RFC 3484 Default Address Selection for IPv6 RFC 3493 Basic Socket Interface Extensions for IPv6 RFC 3513 IPv6 Addressing Architecture RFC 3542 Advanced Sockets API for IPv6 RFC 3587 IPv6 Global Unicast Address Format RFC 3596 DNS Extension for IPv6 RFC 3810 MLDv2 (host joins only) RFC 4113 MIB for UDP RFC 4443 ICMPv6 MIBs RFC 1213 MIB II RFC 1493 Bridge MIB RFC 1724 RIPv2 MIB RFC 1757 Remote Network Monitoring MIB RFC 1850 OSPFv2 MIB RFC 1907 SNMPv2 MIB RFC 2233 Interfaces MIB RFC 2571 SNMP Framework MIB RFC 2572 SNMP-MPD MIB RFC 2573 SNMP-Notification MIB RFC 2573 SNMP-Target MIB RFC 2574 SNMP USM MIB RFC 2618 RADIUS Authentication Client MIB RFC 2620 RADIUS Accounting Client MIB RFC 2665 Ethernet-Like-MIB RFC 2674 802.1p and IEEE 802.1Q Bridge MIB RFC 2819 RMON MIB RFC 3414 SNMP-User based-SM MIB RFC 3415 SNMP-View based-ACM MIB	Network management IEEE 802.1AB Link Layer Discovery Protocol (LLDP) RFC 1157 SNMPv1 RFC 1757 RMON 4 groups: Stats, History, Alarms and Events RFC 1901 Introduction to Community-based SNMPv2 RFC 1902 Structure of Management Information for Version 2 of the Simple Network Management Protocol (SNMPv2) RFC 1903 SNMPv2 Textual Conventions RFC 1904 SNMPv2 Conformance RFC 1905 SNMPv2 Protocol Operations RFC 1906 SNMPv2 Transport Mappings RFC 2570 SNMPv3 Overview RFC 2571 An Architecture for Describing SNMP Management Frameworks RFC 2572 Message Processing and Dispatching for the Simple Network Management Protocol (SNMP) RFC 2573 SNMP Applications RFC 2574 SNMPv3 User-based Security Model (USM) RFC 2575 SNMPv3 View-based Access Control Model (VACM) RFC 2578 Structure of Management Information Version 2 (SMIv2) RFC 2579 Textual Conventions for SMIv2 RFC 2580 Conformance Statements for SMIv2 RFC 2819 Four groups of RMON: 1 (statistics), 2 (history), 3 (alarm) and 9 (events) RFC 3410 Introduction to Version 3 of the Internet-standard Network Management Framework RFC 3414 SNMPv3 User-based Security Model (USM) RFC 3415 SNMPv3 View-based Access Control Model (VACM) ANSI/TIA-1057 LLDP Media Endpoint Discovery (LLDP-MED) SNMPv1/v2c/v3 OSPF RFC 1583 OSPFv2 RFC 1587 OSPF NSSA RFC 1850 OSPFv2 Management Information Base (MIB), traps RFC 2328 OSPFv2

HP 3600 EI Switch Series

Specifications (continued)

			
	HP 3600-48 v2 EI Switch (JG300A)	HP 3600-24-SFP v2 EI Switch (JG303A)	HP 3600-48-PoE+ v2 EI Switch (JG302A)
Ports	<p>48 RJ-45 autosensing 10/100 ports (IEEE 802.3 Type 10BASE-T, IEEE 802.3u Type 100BASE-TX); Duplex: half or full</p> <p>4 SFP 1000 Mbps ports</p> <p>2 dual-personality 10/100/1000 ports (IEEE 802.3 Type 10BASE-T, IEEE 802.3u Type 100BASE-TX, IEEE 802.3ab Type 1000BASE-T)</p> <p>1 RJ-45 serial console port</p>	<p>24 SFP 100 Mbps ports</p> <p>4 SFP 1000 Mbps ports</p> <p>2 dual-personality 10/100/1000 ports (IEEE 802.3 Type 10BASE-T, IEEE 802.3u Type 100BASE-TX, IEEE 802.3ab Type 1000BASE-T); Media Type: Auto-MDIX; Duplex: 10BASE-T/100BASE-TX: half or full; 1000BASE-T: full only</p> <p>1 RJ-45 serial console port</p>	<p>48 RJ-45 autosensing 10/100 PoE+ ports (IEEE 802.3 Type 10BASE-T, IEEE 802.3u Type 100BASE-TX, IEEE 802.3at PoE+); Duplex: half or full</p> <p>4 SFP 1000 Mbps ports</p> <p>2 dual-personality 10/100/1000 ports (IEEE 802.3 Type 10BASE-T, IEEE 802.3u Type 100BASE-TX, IEEE 802.3ab Type 1000BASE-T)</p> <p>1 RJ-45 serial console port</p>
Physical characteristics	<p>17.32(w) x 10.24(d) x 1.72(h) in (43.99 x 26.01 x 4.37 cm) (1U height)</p> <p>Weight: 11.02 lb (5 kg)</p>	<p>17.32(w) x 10.24(d) x 1.72(h) in (43.99 x 26.01 x 4.37 cm) (1U height)</p> <p>Weight: 11.02 lb (5 kg)</p>	<p>17.32(w) x 16.54(d) x 1.72(h) in (44 x 42 x 4.36 cm) (1U height)</p> <p>Weight: 22.05 lb (10 kg)</p>
Memory and processor	256 MB SDRAM, 128 MB flash; packet buffer size: 4 MB	256 MB SDRAM, 128 MB flash; packet buffer size: 2 MB	256 MB SDRAM, 128 MB flash; packet buffer size: 4 MB
Mounting	Mounts in an EIA-standard 19 in. telco rack or equipment cabinet (hardware included)	Mounts in an EIA-standard 19 in. telco rack or equipment cabinet (hardware included)	Mounts in an EIA-standard 19 in. telco rack or equipment cabinet (hardware included)
Performance			
100 Mb Latency	< 6 µs	< 6 µs	< 6 µs
1000 Mb Latency	< 5 µs	< 5 µs	< 5 µs
Throughput	13.1 million pps	9.5 million pps	up to 13.1 million pps
Routing/Switching capacity	17.6 Gbps	12.8 Gbps	17.6 Gbps
Routing table size	12000 entries	12000 entries	12000 entries
MAC address table size	32000 entries	32000 entries	32000 entries
Environment			
Operating temperature	32°F to 122°F (0°C to 50°C)	32°F to 122°F (0°C to 50°C)	32°F to 122°F (0°C to 50°C)
Operating relative humidity	5% to 95%, noncondensing	5% to 95%, noncondensing	5% to 95%, noncondensing
Nonoperating/Storage temperature	-40°F to 158°F (-40°C to 70°C)	-40°F to 158°F (-40°C to 70°C)	-40°F to 158°F (-40°C to 70°C)
Nonoperating/Storage relative humidity	5% to 95%, noncondensing	5% to 95%, noncondensing	5% to 95%, noncondensing
Acoustic	Low-speed fan: 43.5 dB, High-speed fan: 55.0 dB	Low-speed fan: 43.5 dB, High-speed fan: 50.1 dB	Low-speed fan: 43.5 dB, High-speed fan: 55 dB
Electrical characteristics			
Maximum heat dissipation	147 BTU/hr (155.08 kJ/hr)	205 BTU/hr (216.27 kJ/hr)	198 BTU/hr (208.89 kJ/hr)
Voltage	100-240 VAC	100-240 VAC	100-240 VAC
DC voltage	-48 to -60 VDC	-48 to -60 VDC	-52 to -55 VDC
Maximum power rating	43 W	60 W	440 W
PoE power			320 W
Frequency	50/60 Hz	50/60 Hz	50/60 Hz
Notes	Maximum power rating and maximum heat dissipation are the worst-case theoretical maximum numbers provided for planning the infrastructure with fully loaded PoE (if equipped), 100% traffic, all ports plugged in, and all modules populated.	Maximum power rating and maximum heat dissipation are the worst-case theoretical maximum numbers provided for planning the infrastructure with fully loaded PoE (if equipped), 100% traffic, all ports plugged in, and all modules populated.	Maximum power rating and maximum heat dissipation are the worst-case theoretical maximum numbers provided for planning the infrastructure with fully loaded PoE (if equipped), 100% traffic, all ports plugged in, and all modules populated. PoE power is the power supplied by the internal power supply. It is dependent on the type and quantity of power supplies and may be supplemented with the use of an external power supply (EPS). With AC input, the maximum power consumption is 440 W. PoE is 320 W. With DC input, the maximum power consumption is 820 W, PoE is 720 W.
Safety	UL 60950-1; EN 60825-1 Safety of Laser Products-Part 1; EN 60825-2 Safety of Laser Products-Part 2; IEC 60950-1; CAN/CSA-C22.2 No. 60950-1; EN 60950-1/A11; FDA 21 CFR Subchapter J; ROHS Compliance	UL 60950-1; EN 60825-1 Safety of Laser Products-Part 1; EN 60825-2 Safety of Laser Products-Part 2; IEC 60950-1; CAN/CSA-C22.2 No. 60950-1; EN 60950-1/A11; FDA 21 CFR Subchapter J; ROHS Compliance	UL 60950-1; EN 60825-1 Safety of Laser Products-Part 1; EN 60825-2 Safety of Laser Products-Part 2; IEC 60950-1; CAN/CSA-C22.2 No. 60950-1; EN 60950-1/A11; FDA 21 CFR Subchapter J; ROHS Compliance

HP 3600 EI Switch Series

Specifications (continued)

	HP 3600-48 v2 EI Switch (JG300A)	HP 3600-24-SFP v2 EI Switch (JG303A)	HP 3600-48-PoE+ v2 EI Switch (JG302A)
Emissions	FCC part 15 Class A; VCCI Class A; EN 55022 Class A; CISPR 22 Class A; ICES-003 Class A; ANSI C63.4 2003; ETSI EN 300 386 V1.3.3; AS/NZS CISPR22 Class A; EN 61000-3-2; EN 61000-3-3; EN 61000-4-2; EN 61000-4-3; EN 61000-4-4; EN 61000-4-5; EN 61000-4-6; EN 61000-4-11; EN 61000-3-2:2006; EN 61000-3-3:1995 +A1:2001+A2:2005; EMC Directive 2004/108/EC; FCC (CFR 47, Part 15) Class A	FCC part 15 Class A; VCCI Class A; EN 55022 Class A; CISPR 22 Class A; ICES-003 Class A; ANSI C63.4 2003; ETSI EN 300 386 V1.3.3; AS/NZS CISPR22 Class A; EN 61000-3-2; EN 61000-3-3; EN 61000-4-2; EN 61000-4-3; EN 61000-4-4; EN 61000-4-5; EN 61000-4-6; EN 61000-4-11; EN 61000-3-2:2006; EN 61000-3-3:1995 +A1:2001+A2:2005; EMC Directive 2004/108/EC; FCC (CFR 47, Part 15) Class A	FCC part 15 Class A; VCCI Class A; EN 55022 Class A; CISPR 22 Class A; ICES-003 Class A; ANSI C63.4 2003; ETSI EN 300 386 V1.3.3; AS/NZS CISPR22 Class A; EN 61000-3-2; EN 61000-3-3; EN 61000-4-2; EN 61000-4-3; EN 61000-4-4; EN 61000-4-5; EN 61000-4-6; EN 61000-4-11; EN 61000-3-2:2006; EN 61000-3-3:1995 +A1:2001+A2:2005; EMC Directive 2004/108/EC; FCC (CFR 47, Part 15) Class A
Management	IMC - Intelligent Management Center; command-line interface; Web browser; SNMP Manager	IMC - Intelligent Management Center; command-line interface; Web browser; SNMP Manager	IMC - Intelligent Management Center; command-line interface; Web browser; SNMP Manager
Services	<p>3-year, 4-hour onsite, 13x5 coverage for hardware (UV822E)</p> <p>3-year, 4-hour onsite, 24x7 coverage for hardware (UV825E)</p> <p>3-year, 4-hour onsite, 24x7 coverage for hardware, 24x7 SW phone support and SW updates (UV828E)</p> <p>3-year, 24x7 SW phone support, software updates (UV831E)</p> <p>1-year, post-warranty, 4-hour onsite, 13x5 coverage for hardware (HR589E)</p> <p>1-year, post-warranty, 4-hour onsite, 24x7 coverage for hardware (HR590E)</p> <p>1-year, post-warranty, 4-hour onsite, 24x7 coverage for hardware, 24x7 software phone support (HR591E)</p> <p>4-year, 4-hour onsite, 13x5 coverage for hardware (UV823E)</p> <p>4-year, 4-hour onsite, 24x7 coverage for hardware (UV826E)</p> <p>4-year, 4-hour onsite, 24x7 coverage for hardware, 24x7 software phone (UV829E)</p> <p>4-year, 24x7 SW phone support, software updates (UV832E)</p> <p>5-year, 4-hour onsite, 13x5 coverage for hardware (UV824E)</p> <p>5-year, 4-hour onsite, 24x7 coverage for hardware (UV827E)</p> <p>5-year, 4-hour onsite, 24x7 coverage for hardware, 24x7 software phone (UV830E)</p> <p>5-year, 24x7 SW phone support, software updates (UV833E)</p> <p>3 Yr 6 hr Call-to-Repair Onsite (UW431E)</p> <p>4 Yr 6 hr Call-to-Repair Onsite (UW432E)</p> <p>5 Yr 6 hr Call-to-Repair Onsite (UW433E)</p> <p>1-year, 6 hour Call-To-Repair Onsite for hardware (HR593E)</p> <p>1-year, 24x7 software phone support, software updates (HR592E)</p> <p>1-year, 24x7 software phone support, software updates + Next Business Day Hardware Exchange (HS690E)</p> <p>1-year, 24x7 software phone support, software updates + 4 hour hardware exchange (HS691E)</p> <p>3-year, 24x7 software phone support, software updates + Next Business Day Hardware Exchange (HS692E)</p> <p>3-year, 24x7 software phone support, software updates + 4 hour Hardware Exchange (HS693E)</p> <p>4-year, 24x7 software phone support, software updates + Next Business Day Hardware Exchange (HS694E)</p>	<p>3-year, 4-hour onsite, 13x5 coverage for hardware (UV822E)</p> <p>3-year, 4-hour onsite, 24x7 coverage for hardware (UV825E)</p> <p>3-year, 4-hour onsite, 24x7 coverage for hardware, 24x7 SW phone support and SW updates (UV828E)</p> <p>3-year, 24x7 SW phone support, software updates (UV831E)</p> <p>1-year, post-warranty, 4-hour onsite, 13x5 coverage for hardware (HR589E)</p> <p>1-year, post-warranty, 4-hour onsite, 24x7 coverage for hardware (HR590E)</p> <p>1-year, post-warranty, 4-hour onsite, 24x7 coverage for hardware, 24x7 software phone support (HR591E)</p> <p>4-year, 4-hour onsite, 13x5 coverage for hardware (UV823E)</p> <p>4-year, 4-hour onsite, 24x7 coverage for hardware (UV826E)</p> <p>4-year, 4-hour onsite, 24x7 coverage for hardware, 24x7 software phone (UV829E)</p> <p>4-year, 24x7 SW phone support, software updates (UV832E)</p> <p>5-year, 4-hour onsite, 13x5 coverage for hardware (UV824E)</p> <p>5-year, 4-hour onsite, 24x7 coverage for hardware (UV827E)</p> <p>5-year, 4-hour onsite, 24x7 coverage for hardware, 24x7 software phone (UV830E)</p> <p>5-year, 24x7 SW phone support, software updates (UV833E)</p> <p>3 Yr 6 hr Call-to-Repair Onsite (UW431E)</p> <p>4 Yr 6 hr Call-to-Repair Onsite (UW432E)</p> <p>5 Yr 6 hr Call-to-Repair Onsite (UW433E)</p> <p>1-year, 6 hour Call-To-Repair Onsite for hardware (HR593E)</p> <p>1-year, 24x7 software phone support, software updates (HR592E)</p> <p>1-year, 24x7 software phone support, software updates + Next Business Day Hardware Exchange (HS690E)</p> <p>1-year, 24x7 software phone support, software updates + 4 hour hardware exchange (HS691E)</p> <p>3-year, 24x7 software phone support, software updates + Next Business Day Hardware Exchange (HS692E)</p> <p>3-year, 24x7 software phone support, software updates + 4 hour Hardware Exchange (HS693E)</p> <p>4-year, 24x7 software phone support, software updates + Next Business Day Hardware Exchange (HS694E)</p>	<p>3-year, 4-hour onsite, 13x5 coverage for hardware (UV822E)</p> <p>3-year, 4-hour onsite, 24x7 coverage for hardware (UV825E)</p> <p>3-year, 4-hour onsite, 24x7 coverage for hardware, 24x7 SW phone support and SW updates (UV828E)</p> <p>3-year, 24x7 SW phone support, software updates (UV831E)</p> <p>1-year, post-warranty, 4-hour onsite, 13x5 coverage for hardware (HR589E)</p> <p>1-year, post-warranty, 4-hour onsite, 24x7 coverage for hardware (HR590E)</p> <p>1-year, post-warranty, 4-hour onsite, 24x7 coverage for hardware, 24x7 software phone support (HR591E)</p> <p>Installation with minimum configuration, system-based pricing (UX116E)</p> <p>Installation with HP-provided configuration, system-based pricing (UX117E)</p> <p>4-year, 4-hour onsite, 13x5 coverage for hardware (UV823E)</p> <p>4-year, 4-hour onsite, 24x7 coverage for hardware (UV826E)</p> <p>4-year, 4-hour onsite, 24x7 coverage for hardware, 24x7 software phone (UV829E)</p> <p>4-year, 24x7 SW phone support, software updates (UV832E)</p> <p>5-year, 4-hour onsite, 13x5 coverage for hardware (UV824E)</p> <p>5-year, 4-hour onsite, 24x7 coverage for hardware (UV827E)</p> <p>5-year, 4-hour onsite, 24x7 coverage for hardware, 24x7 software phone (UV830E)</p> <p>5-year, 24x7 SW phone support, software updates (UV833E)</p> <p>3 Yr 6 hr Call-to-Repair Onsite (UW431E)</p> <p>4 Yr 6 hr Call-to-Repair Onsite (UW432E)</p> <p>5 Yr 6 hr Call-to-Repair Onsite (UW433E)</p> <p>1-year, 6 hour Call-To-Repair Onsite for hardware (HR593E)</p> <p>1-year, 24x7 software phone support, software updates (HR592E)</p> <p>1-year, 24x7 software phone support, software updates + Next Business Day Hardware Exchange (HS690E)</p> <p>1-year, 24x7 software phone support, software updates + 4 hour hardware exchange (HS691E)</p> <p>3-year, 24x7 software phone support, software updates + Next Business Day Hardware Exchange (HS692E)</p> <p>3-year, 24x7 software phone support, software updates + 4 hour hardware exchange (HS691E)</p>

HP 3600 EI Switch Series

Specifications (continued)

HP 3600-48 v2 EI Switch (JG300A)	HP 3600-24-SFP v2 EI Switch (JG303A)	HP 3600-48-PoE+ v2 EI Switch (JG302A)
<p>4-year, 24x7 software phone support, software updates + 4 hour Hardware Exchange (HS695E)</p> <p>5-year, 24x7 software phone support, software updates + Next Business Day Hardware Exchange (HS696E)</p> <p>5-year, 24x7 software phone support, software updates + 4 hour Hardware Exchange (HS697E)</p> <p>Refer to the HP website at www.hp.com/networking/services for details on the service-level descriptions and product numbers. For details about services and response times in your area, please contact your local HP sales office.</p>	<p>4-year, 24x7 software phone support, software updates + 4 hour Hardware Exchange (HS695E)</p> <p>5-year, 24x7 software phone support, software updates + Next Business Day Hardware Exchange (HS696E)</p> <p>5-year, 24x7 software phone support, software updates + 4 hour Hardware Exchange (HS697E)</p> <p>Refer to the HP website at www.hp.com/networking/services for details on the service-level descriptions and product numbers. For details about services and response times in your area, please contact your local HP sales office.</p>	<p>3-year, 24x7 software phone support, software updates + 4 hour Hardware Exchange (HS693E)</p> <p>4-year, 24x7 software phone support, software updates + Next Business Day Hardware Exchange (HS694E)</p> <p>4-year, 24x7 software phone support, software updates + 4 hour Hardware Exchange (HS695E)</p> <p>5-year, 24x7 software phone support, software updates + Next Business Day Hardware Exchange (HS696E)</p> <p>5-year, 24x7 software phone support, software updates + 4 hour Hardware Exchange (HS697E)</p> <p>Refer to the HP website at www.hp.com/networking/services for details on the service-level descriptions and product numbers. For details about services and response times in your area, please contact your local HP sales office.</p>

HP 3600 EI Switch Series

Specifications (continued)

	HP 3600-48 v2 EI Switch (JG300A)	HP 3600-24-SFP v2 EI Switch (JG303A)	HP 3600-48-PoE+ v2 EI Switch (JG302A)
Standards and protocols (applies to all products in series)	Device management RFC 1157 SNMPv1/v2c RFC 1901-1907 SNMPv2c, SMIv2 and Revised MIB-II RFC 2573 (SNMPv3 Applications) RFC 2578-2580 SMIv2 RFC 2819 (RMON groups Alarm, Event, History and Statistics only) RFC 3410 (Management Framework) RFC 3416 (SNMP Protocol Operations v2) RFC 3417 (SNMP Transport Mappings) HTML and telnet management Multiple Configuration Files SNMP v3 and RMON RFC support SSHv1/SSHv2 Secure Shell General protocols IEEE 802.1ad Q-in-Q IEEE 802.1D MAC Bridges IEEE 802.1p Priority IEEE 802.1Q VLANs IEEE 802.1s (MSTP) IEEE 802.1v VLAN classification by Protocol and Port IEEE 802.1w Rapid Reconfiguration of Spanning Tree IEEE 802.1X PAE IEEE 802.3 Type 10BASE-T IEEE 802.3ab 1000BASE-T IEEE 802.3ad Link Aggregation Control Protocol (LACP) IEEE 802.3af Power over Ethernet IEEE 802.3i 10BASE-T IEEE 802.3u 100BASE-X IEEE 802.3x Flow Control IEEE 802.3z 1000BASE-X RFC 768 UDP RFC 783 TFTP Protocol (revision 2) RFC 791 IP RFC 792 ICMP RFC 793 TCP RFC 826 ARP RFC 1058 RIPv1 RFC 1213 Management Information Base for Network Management of TCP/IP-based internets RFC 1812 IPv4 Routing RFC 2131 DHCP RFC 2236 IGMP Snooping RFC 2338 VRRP RFC 2453 RIPv2 RFC 2644 Directed Broadcast Control RFC 2665 Definitions of Managed Objects for the Ethernet-like Interface Types RFC 3410 Applicability Statements for SNMP RFC 3414 User-based Security Model (USM) for version 3 of the Simple Network Management Protocol (SNMPv3) RFC 3415 View-based Access Control Model (VACM) for the Simple Network Management Protocol (SNMP) RFC 3416 Protocol Operations for SNMP RFC 3417 Transport Mappings for the Simple Network Management Protocol (SNMP) IP multicast RFC 1112 IGMP RFC 2236 IGMPv2	RFC 2362 PIM Sparse Mode RFC 3618 Multicast Source Discovery Protocol (MSDP) RFC 3973 PIM Dense Mode IPv6 RFC 1881 IPv6 Address Allocation Management RFC 1887 IPv6 Unicast Address Allocation Architecture RFC 1981 IPv6 Path MTU Discovery RFC 2080 RIPng for IPv6 RFC 2373 IPv6 Addressing Architecture RFC 2375 IPv6 Multicast Address Assignments RFC 2460 IPv6 Specification RFC 2461 IPv6 Neighbor Discovery RFC 2462 IPv6 Stateless Address Auto-configuration RFC 2463 ICMPv6 RFC 2464 Transmission of IPv6 over Ethernet Networks RFC 2475 IPv6 DiffServ Architecture RFC 2710 Multicast Listener Discovery (MLD) for IPv6 RFC 2740 OSPFv3 for IPv6 RFC 2893 Transition Mechanisms for IPv6 Hosts and Routers RFC 2925 Definitions of Managed Objects for Remote Ping, Traceroute, and Lookup Operations (Ping only) RFC 2925 Remote Operations MIB (Ping only) RFC 3056 Connection of IPv6 Domains via IPv4 Clouds RFC 3162 RADIUS and IPv6 RFC 3306 Unicast-Prefix-based IPv6 Multicast Addresses RFC 3307 IPv6 Multicast Address Allocation RFC 3315 DHCPv6 (client and relay) RFC 3484 Default Address Selection for IPv6 RFC 3493 Basic Socket Interface Extensions for IPv6 RFC 3513 IPv6 Addressing Architecture RFC 3542 Advanced Sockets API for IPv6 RFC 3587 IPv6 Global Unicast Address Format RFC 3596 DNS Extension for IPv6 RFC 3810 MLDv2 (host joins only) RFC 4113 MIB for UDP RFC 4443 ICMPv6 MIBs RFC 1213 MIB II RFC 1493 Bridge MIB RFC 1724 RIPv2 MIB RFC 1757 Remote Network Monitoring MIB RFC 1850 OSPFv2 MIB RFC 1907 SNMPv2 MIB RFC 2233 Interfaces MIB RFC 2571 SNMP Framework MIB RFC 2572 SNMP-MPD MIB RFC 2573 SNMP-Notification MIB RFC 2573 SNMP-Target MIB RFC 2574 SNMP USM MIB RFC 2618 RADIUS Authentication Client MIB RFC 2620 RADIUS Accounting Client MIB RFC 2665 Ethernet-Like-MIB RFC 2674 802.1p and IEEE 802.1Q Bridge MIB RFC 2819 RMON MIB RFC 3414 SNMP-User based-SM MIB RFC 3415 SNMP-View based-ACM MIB	Network management IEEE 802.1AB Link Layer Discovery Protocol (LLDP) RFC 1157 SNMPv1 RFC 1757 RMON 4 groups: Stats, History, Alarms and Events RFC 1901 Introduction to Community-based SNMPv2 RFC 1902 Structure of Management Information for Version 2 of the Simple Network Management Protocol (SNMPv2) RFC 1903 SNMPv2 Textual Conventions RFC 1904 SNMPv2 Conformance RFC 1905 SNMPv2 Protocol Operations RFC 1906 SNMPv2 Transport Mappings RFC 2570 SNMPv3 Overview RFC 2571 An Architecture for Describing SNMP Management Frameworks RFC 2572 Message Processing and Dispatching for the Simple Network Management Protocol (SNMP) RFC 2573 SNMP Applications RFC 2574 SNMPv3 User-based Security Model (USM) RFC 2575 SNMPv3 View-based Access Control Model (VACM) RFC 2578 Structure of Management Information Version 2 (SMIv2) RFC 2579 Textual Conventions for SMIv2 RFC 2580 Conformance Statements for SMIv2 RFC 2819 Four groups of RMON: 1 (statistics), 2 (history), 3 (alarm) and 9 (events) RFC 3410 Introduction to Version 3 of the Internet-standard Network Management Framework RFC 3414 SNMPv3 User-based Security Model (USM) RFC 3415 SNMPv3 View-based Access Control Model (VACM) ANSI/TIA-1057 LLDP Media Endpoint Discovery (LLDP-MED) SNMPv1/v2c/v3 OSPF RFC 1583 OSPFv2 RFC 1587 OSPF NSSA RFC 1850 OSPFv2 Management Information Base (MIB), traps RFC 2328 OSPFv2

HP 3600 EI Switch Series accessories

Transceivers

HP X125 1G SFP LC LH40 1310nm Transceiver (JD061A)
 HP X120 1G SFP LC LH40 1550nm Transceiver (JD062A)
 HP X125 1G SFP LC LH70 Transceiver (JD063B)
 HP X120 1G SFP RJ45 T Transceiver (JD089B)
 HP X110 100M SFP LC LH40 Transceiver (JD090A)
 HP X110 100M SFP LC LH80 Transceiver (JD091A)
 HP X120 1G SFP LC BX 10-U Transceiver (JD098B)
 HP X120 1G SFP LC BX 10-D Transceiver (JD099B)
 HP X115 100M SFP LC BX 10-U Transceiver (JD100A)
 HP X115 100M SFP LC BX 10-D Transceiver (JD101A)
 HP X110 100M SFP LC FX Transceiver (JD102B)
 HP X120 1G SFP LC LH100 Transceiver (JD103A)
 HP X170 1G SFP LC LH70 1550 Transceiver (JD109A)
 HP X170 1G SFP LC LH70 1570 Transceiver (JD110A)
 HP X170 1G SFP LC LH70 1590 Transceiver (JD111A)
 HP X170 1G SFP LC LH70 1610 Transceiver (JD112A)
 HP X170 1G SFP LC LH70 1470 Transceiver (JD113A)
 HP X170 1G SFP LC LH70 1490 Transceiver (JD114A)
 HP X170 1G SFP LC LH70 1510 Transceiver (JD115A)
 HP X170 1G SFP LC LH70 1530 Transceiver (JD116A)
 HP X120 1G SFP LC SX Transceiver (JD118B)
 HP X120 1G SFP LC LX Transceiver (JD119B)
 HP X110 100M SFP LC LX Transceiver (JD120B)

Cables

HP 3600 Switch SFP Stacking Kit (JD324B)
 HP 0.5 m Multimode OM3 LC/LC Optical Cable (AJ833A)
 HP 1 m Multimode OM3 LC/LC Optical Cable (AJ834A)
 HP 2 m Multimode OM3 LC/LC Optical Cable (AJ835A)
 HP 5 m Multimode OM3 LC/LC Optical Cable (AJ836A)
 HP 15 m Multimode OM3 LC/LC Optical Cable (AJ837A)

HP 30 m Multimode OM3 LC/LC Optical Cable (AJ838A)
 HP 50 m Multimode OM3 LC/LC Optical Cable (AJ839A)
 HP 0.5 m PremierFlex OM3+ LC/LC Optical Cable (BK837A)
 HP 1 m PremierFlex OM3+ LC/LC Optical Cable (BK838A)
 HP 2 m PremierFlex OM3+ LC/LC Optical Cable (BK839A)
 HP 5 m PremierFlex OM3+ LC/LC Optical Cable (BK840A)
 HP 15 m PremierFlex OM3+ LC/LC Optical Cable (BK841A)
 HP 30 m PremierFlex OM3+ LC/LC Optical Cable (BK842A)
 HP 50 m PremierFlex OM3+ LC/LC Optical Cable (BK843A)

Power Supply

HP RPS 800 Redundant Power Supply (JD183A)
 HP RPS1600 Redundant Power System (JG136A)
 HP RPS1600 1600W AC Power Supply (JG137A)

Power cords

HP X290 500 V 1m RPS Cable (JD186A)
 HP X290 1000 A JD5 2m RPS Cable (JD187A)
 HP X290 1000 A JD5 Non-PoE 2m RPS Cable (JD188A)
 HP X290 1000 B JD5 2m RPS Cable (JD189A)

To learn more, visit hp.com/networking

© Copyright 2010-2012 Hewlett-Packard Development Company, L.P. The information contained herein is subject to change without notice. The only warranties for HP products and services are set forth in the express warranty statements accompanying such products and services. Nothing herein should be construed as constituting an additional warranty. HP shall not be liable for technical or editorial errors or omissions contained herein.

Microsoft is a U.S. registered trademark of Microsoft Corporation.

4AA3-0721ENW, Created August 2010; Updated June 2012, Rev. 3

